



# Residence A

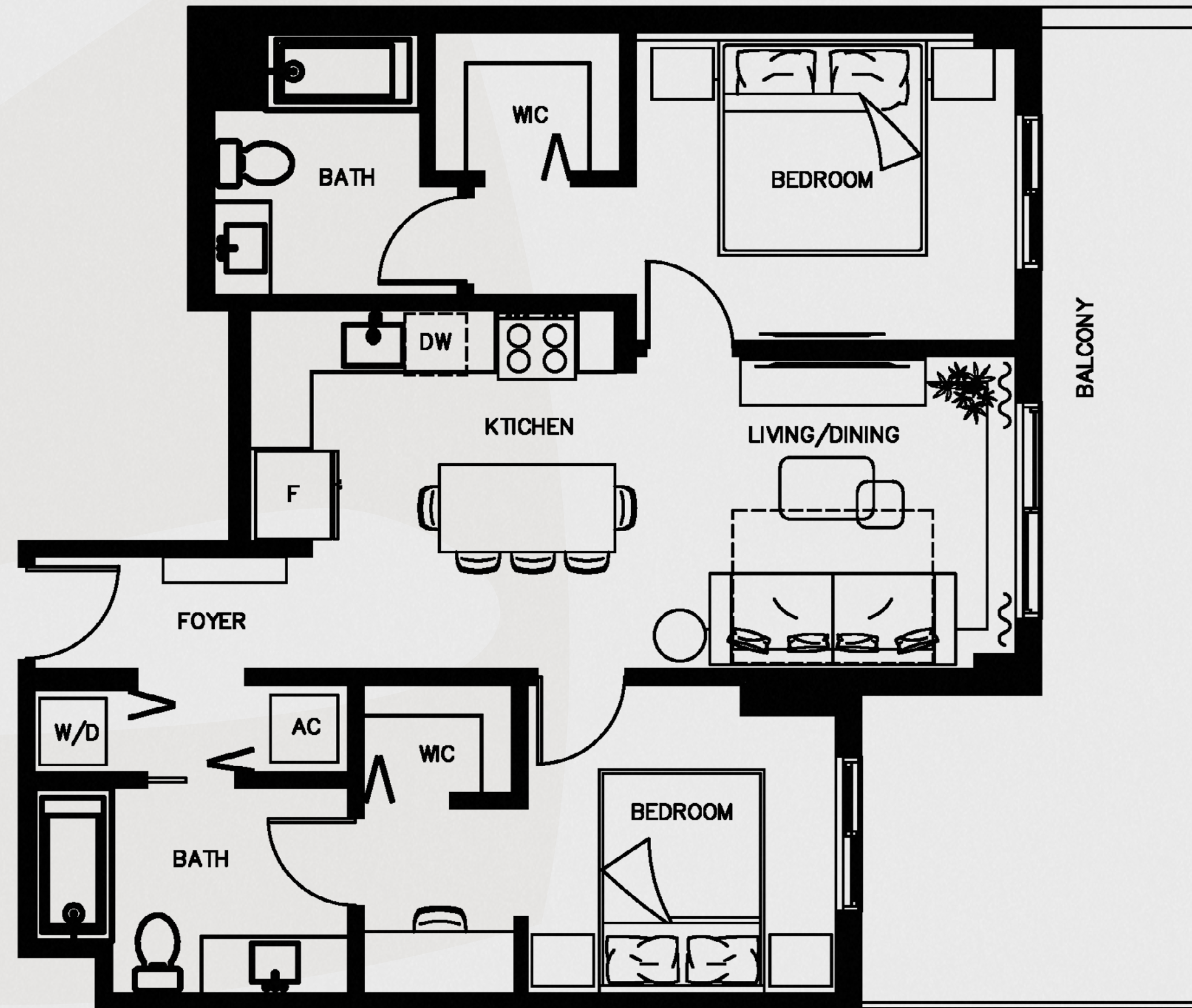
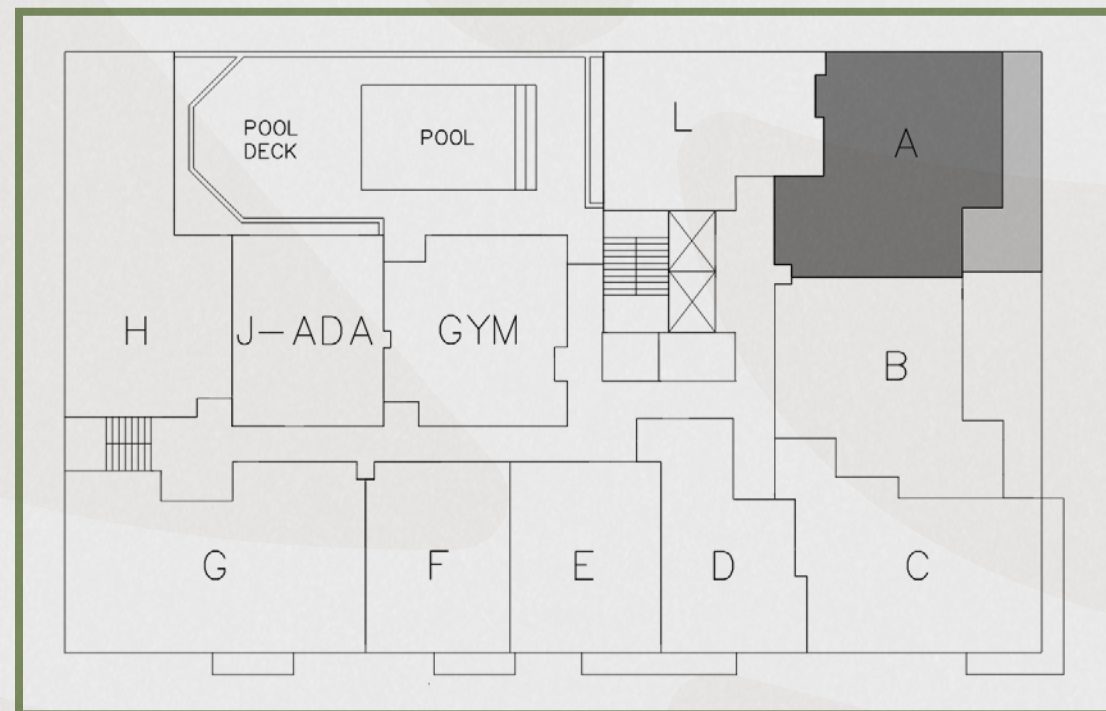
2 BEDROOMS / 2 BATHROOMS

UNIT 401

INTERIOR: 900 SF / 84 m<sup>2</sup>

BALCONY: 238 SF

TOTAL: 1138 SF / 106 m<sup>2</sup>



## BOTANIC

RESIDENCES

All square footages and dimensions, including (without limitation) ceiling heights, are estimates based on preliminary plans and will vary with actual construction. Stated square footages and dimensions are measured to the exterior boundaries of the exterior walls and outside corridor wall, and the centerline of interior demising walls between units and in fact vary from the square footages and dimensions that would be determined by using the description and definition of the "Unit" set forth in the Declaration, which generally only includes the interior airspace between the perimeter walls and excludes all interior structural components and other common elements or shared facilities. The method of measurement used herein is generally found in sales materials and is provided to allow a prospective buyer to compare the Units with units in other condominium projects that utilize the same method. For your reference, the dimensions of the Unit determined as set forth in the Declaration, are set forth in Exhibit "2" to the Declaration of Condominium. Measurements of rooms are generally taken at the farthest points of each given room (as described above and as if the room were a perfect rectangle), without regard for any cutouts, soffits or other variations. Accordingly, the interior air space dimensions of the actual room will be smaller than the product obtained by multiplying the stated length and width. The balcony and other exterior areas are not part of the Unit. See full disclaimers on back page



# Residence A1

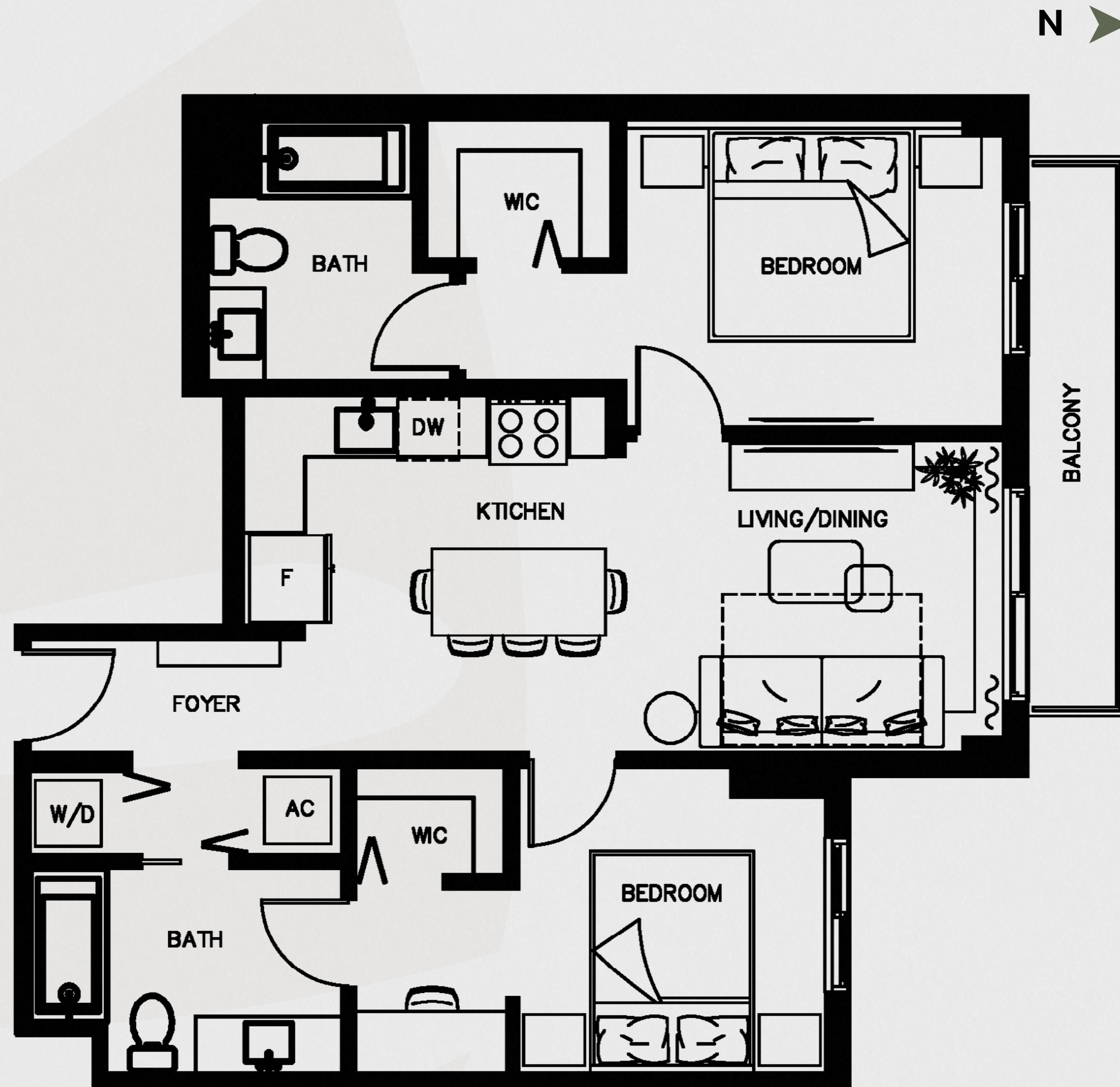
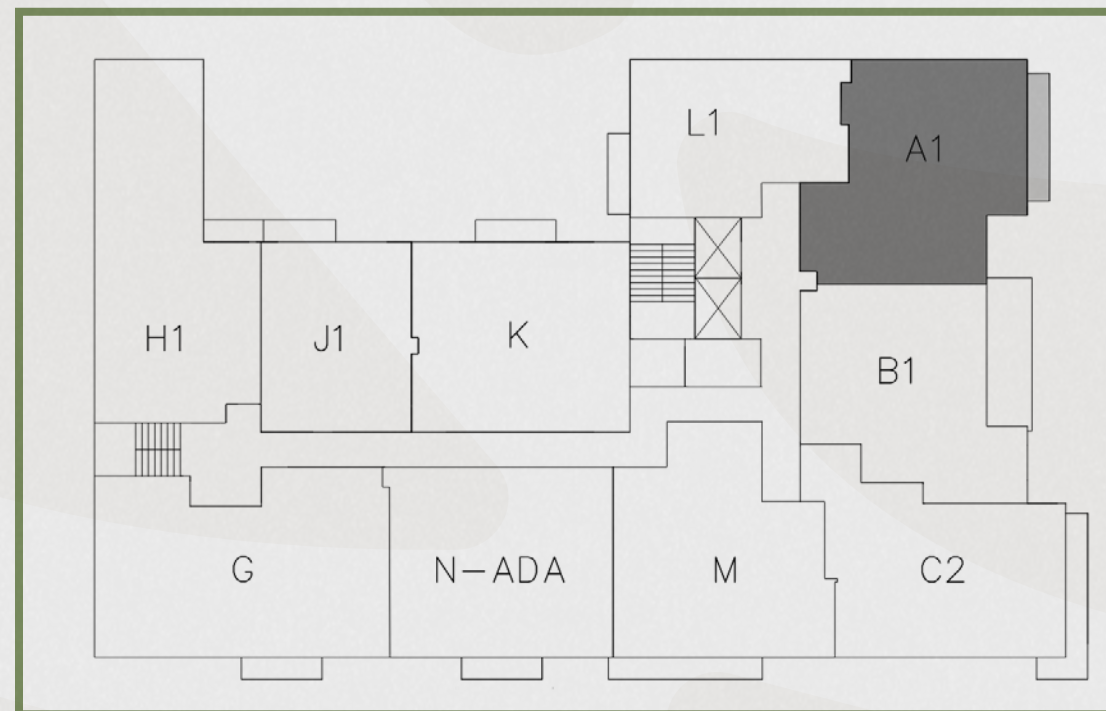
2 BEDROOMS / 2 BATHROOMS

UNIT 501/601/701/801

INTERIOR: 900 SF / 84 m<sup>2</sup>

BALCONY: 58 SF

TOTAL: 958 SF / 89 m<sup>2</sup>



# BOTANIC

R E S I D E N C E S

All square footages and dimensions, including (without limitation) ceiling heights, are estimates based on preliminary plans and will vary with actual construction. Stated square footages and dimensions are measured to the exterior boundaries of the exterior walls and outside corridor wall, and the centerline of interior demising walls between units and in fact vary from the square footages and dimensions that would be determined by using the description and definition of the "Unit" set forth in the Declaration, which generally only includes the interior airspace between the perimeter walls and excludes all interior structural components and other common elements or shared facilities. The method of measurement used herein is generally found in sales materials and is provided to allow a prospective buyer to compare the Units with units in other condominium projects that utilize the same method. For your reference, the dimensions of the Unit determined as set forth in the Declaration, are set forth in Exhibit "2" to the Declaration of Condominium. Measurements of rooms are generally taken at the farthest points of each given room (as described above and as if the room were a perfect rectangle), without regard for any cutouts, soffits or other variations. Accordingly, the interior air space dimensions of the actual room will be smaller than the product obtained by multiplying the stated length and width. The balcony and other exterior areas are not part of the Unit. See full disclaimers on back page



# Residence B

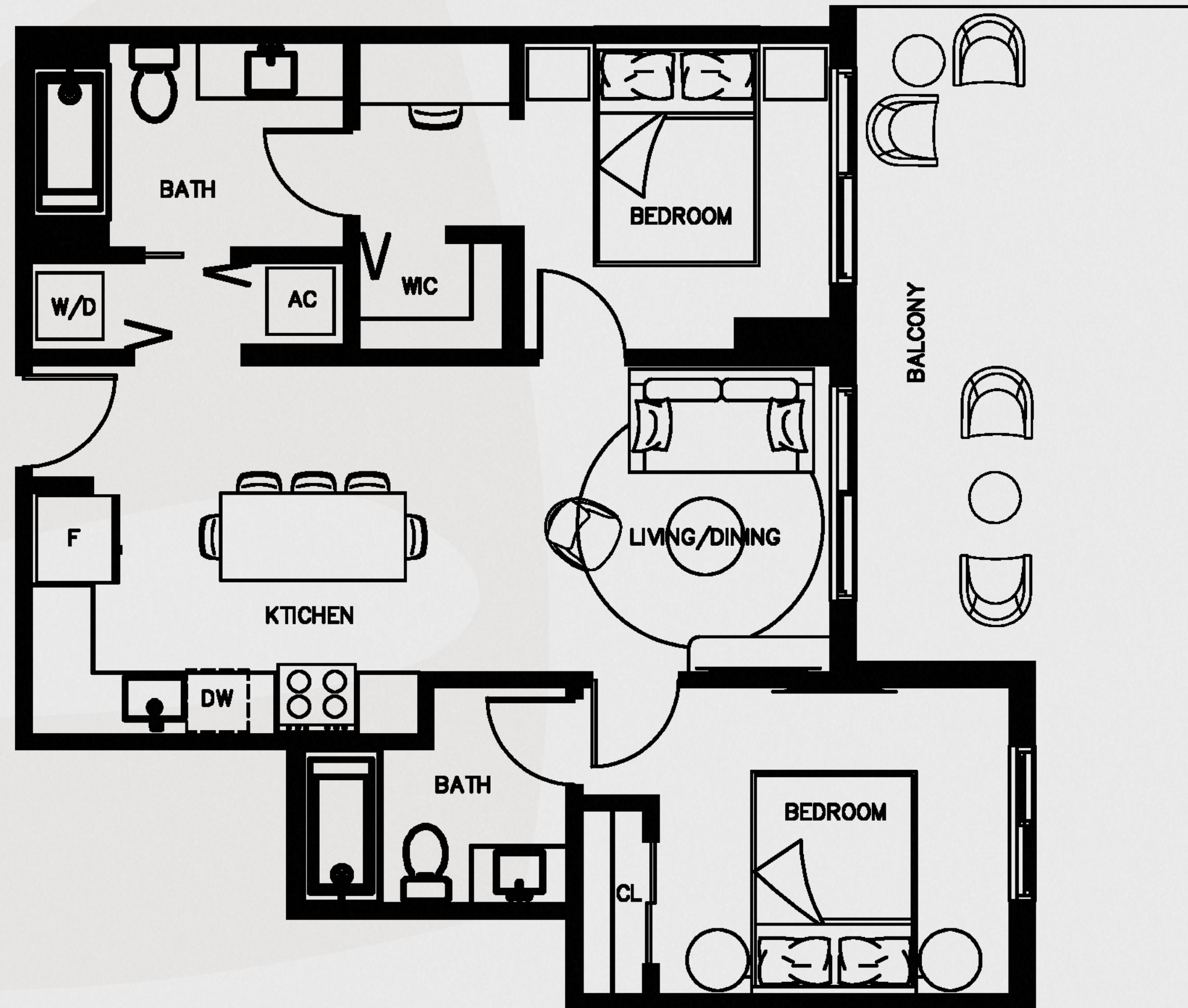
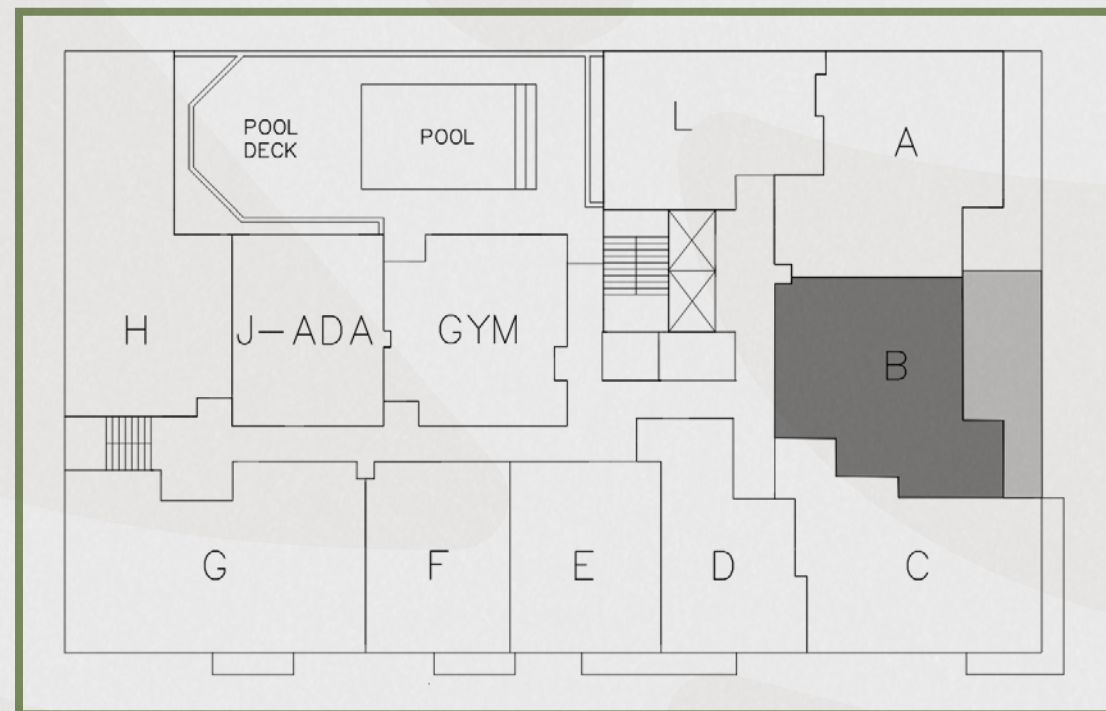
2 BEDROOMS / 2 BATHROOMS

UNIT 402

INTERIOR: 814 SF / 76 m<sup>2</sup>

BALCONY: 304 SF

TOTAL: 1,118 SF / 104 m<sup>2</sup>



# BOTANIC

R E S I D E N C E S

All square footages and dimensions, including (without limitation) ceiling heights, are estimates based on preliminary plans and will vary with actual construction. Stated square footages and dimensions are measured to the exterior boundaries of the exterior walls and outside corridor wall, and the centerline of interior demising walls between units and in fact vary from the square footages and dimensions that would be determined by using the description and definition of the "Unit" set forth in the Declaration, which generally only includes the interior airspace between the perimeter walls and excludes all interior structural components and other common elements or shared facilities. The method of measurement used herein is generally found in sales materials and is provided to allow a prospective buyer to compare the Units with units in other condominium projects that utilize the same method. For your reference, the dimensions of the Unit determined as set forth in the Declaration, are set forth in Exhibit "2" to the Declaration of Condominium. Measurements of rooms are generally taken at the farthest points of each given room (as described above and as if the room were a perfect rectangle), without regard for any cutouts, soffits or other variations. Accordingly, the interior air space dimensions of the actual room will be smaller than the product obtained by multiplying the stated length and width. The balcony and other exterior areas are not part of the Unit. See full disclaimers on back page



# Residence B1-ADA

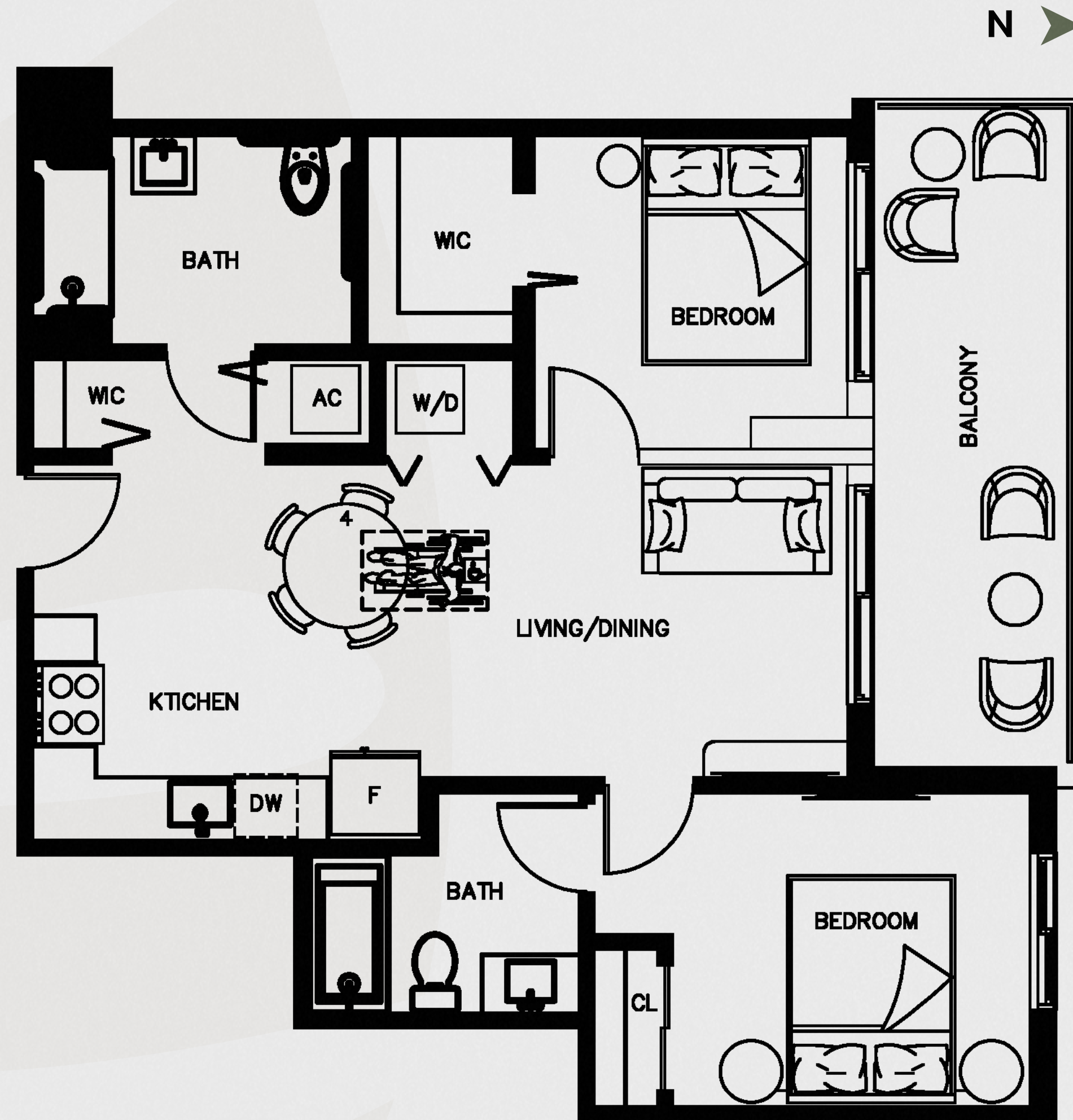
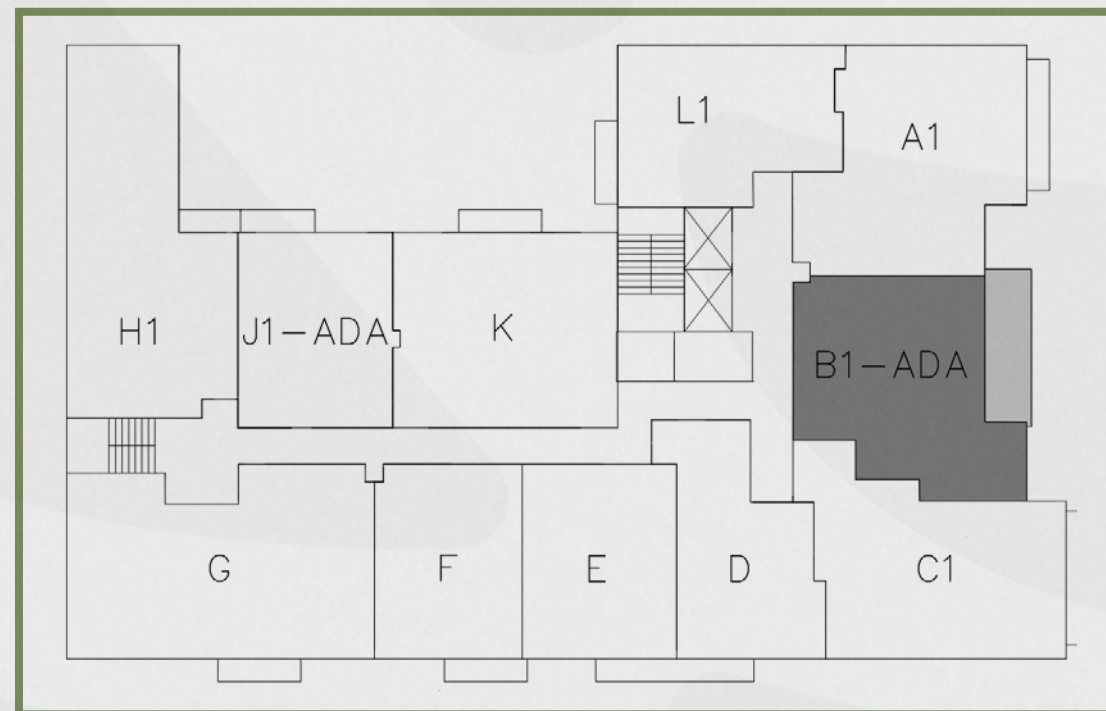
2 BEDROOMS / 2 BATHROOMS

UNIT 502

INTERIOR: 814 SF / 76 m<sup>2</sup>

BALCONY: 139 SF

TOTAL: 953 SF / 89 m<sup>2</sup>



# BOTANIC

R E S I D E N C E S

All square footages and dimensions, including (without limitation) ceiling heights, are estimates based on preliminary plans and will vary with actual construction. Stated square footages and dimensions are measured to the exterior boundaries of the exterior walls and outside corridor wall, and the centerline of interior demising walls between units and in fact vary from the square footages and dimensions that would be determined by using the description and definition of the "Unit" set forth in the Declaration, which generally only includes the interior airspace between the perimeter walls and excludes all interior structural components and other common elements or shared facilities. The method of measurement used herein is generally found in sales materials and is provided to allow a prospective buyer to compare the Units with units in other condominium projects that utilize the same method. For your reference, the dimensions of the Unit determined as set forth in the Declaration, are set forth in Exhibit "2" to the Declaration of Condominium. Measurements of rooms are generally taken at the farthest points of each given room (as described above and as if the room were a perfect rectangle), without regard for any cutouts, soffits or other variations. Accordingly, the interior air space dimensions of the actual room will be smaller than the product obtained by multiplying the stated length and width. The balcony and other exterior areas are not part of the Unit. See full disclaimers on back page



# Residence B1

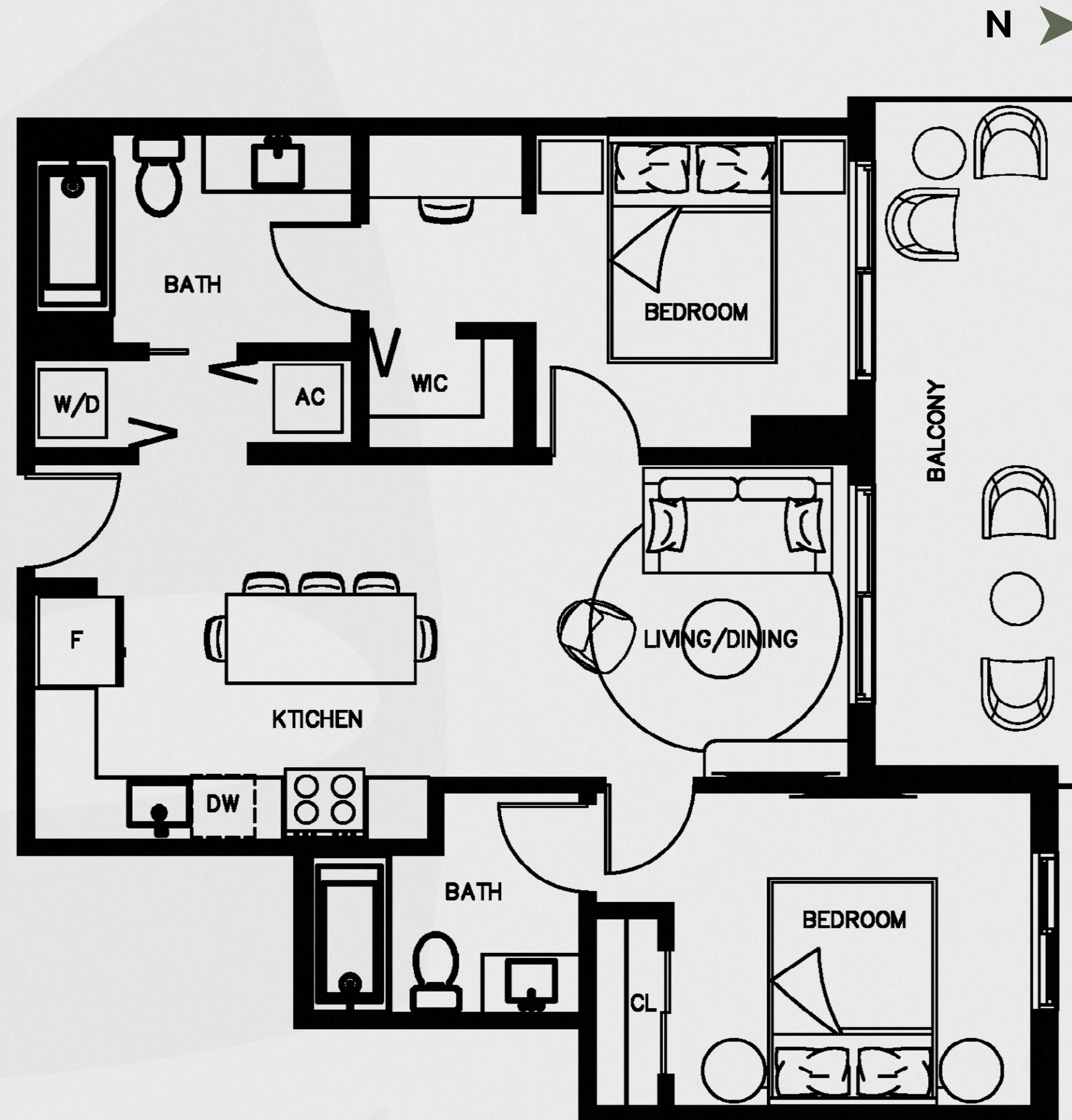
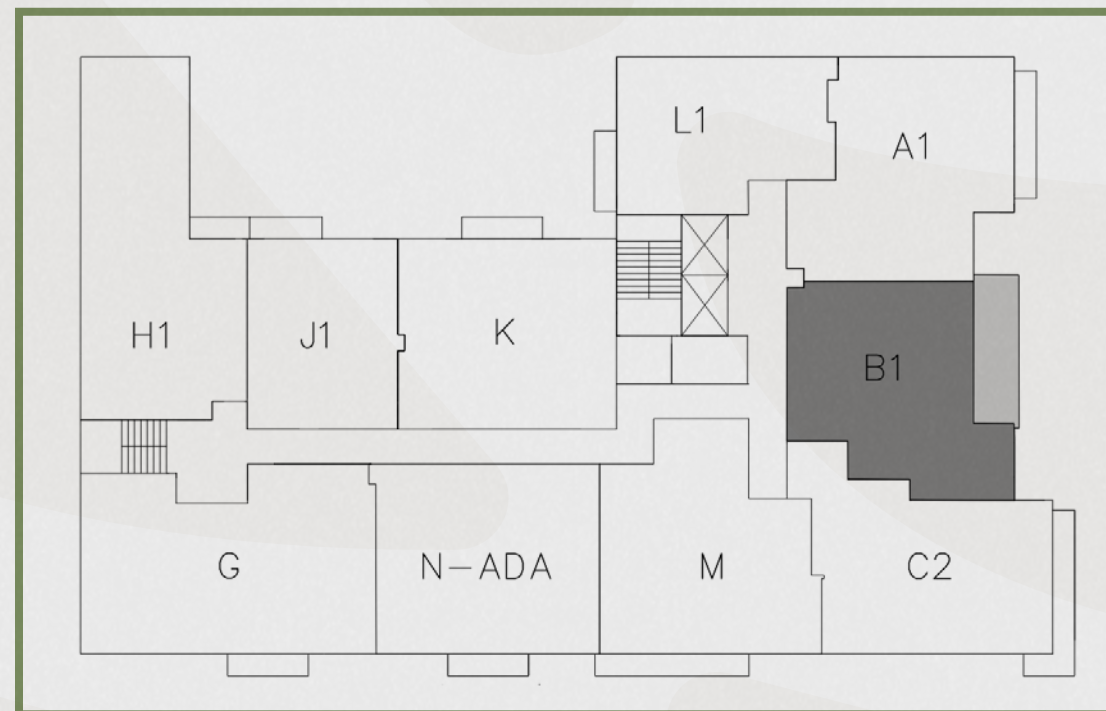
**2 BEDROOMS / 2 BATHROOMS**

**UNIT 602/702/802**

**INTERIOR: 814 SF / 76 m<sup>2</sup>**

**BALCONY: 139 SF**

**TOTAL: 953 SQ.FT / 89 M<sup>2</sup>**



# BOTANIC

R E S I D E N C E S

All square footages and dimensions, including (without limitation) ceiling heights, are estimates based on preliminary plans and will vary with actual construction. Stated square footages and dimensions are measured to the exterior boundaries of the exterior walls and outside corridor wall, and the centerline of interior demising walls between units and in fact vary from the square footages and dimensions that would be determined by using the description and definition of the "Unit" set forth in the Declaration, which generally only includes the interior airspace between the perimeter walls and excludes all interior structural components and other common elements or shared facilities. The method of measurement used herein is generally found in sales materials and is provided to allow a prospective buyer to compare the Units with units in other condominium projects that utilize the same method. For your reference, the dimensions of the Unit determined as set forth in the Declaration, are set forth in Exhibit "2" to the Declaration of Condominium. Measurements of rooms are generally taken at the farthest points of each given room (as described above and as if the room were a perfect rectangle), without regard for any cutouts, soffits or other variations. Accordingly, the interior air space dimensions of the actual room will be smaller than the product obtained by multiplying the stated length and width. The balcony and other exterior areas are not part of the Unit. See full disclaimers on back page



# Residence C

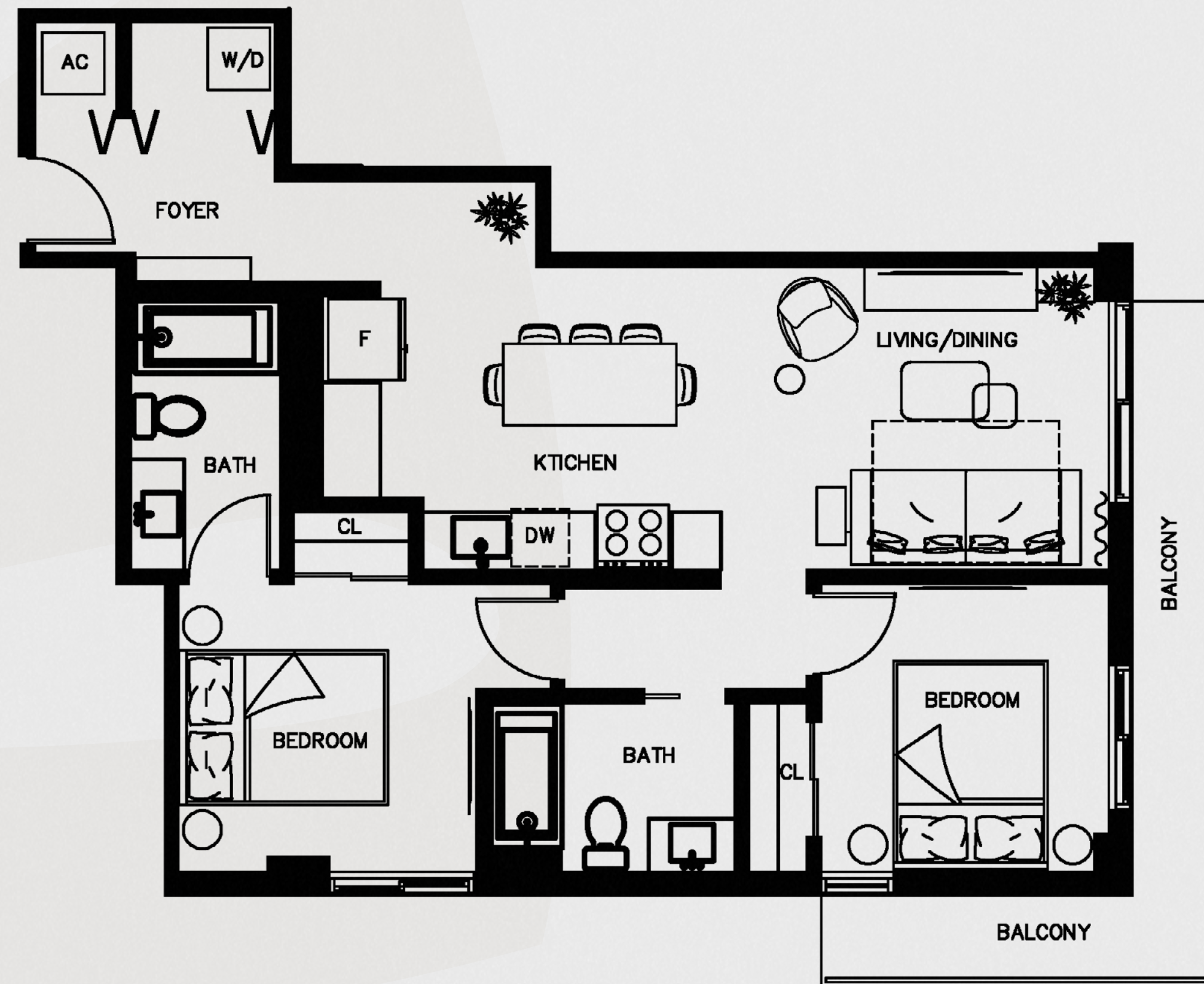
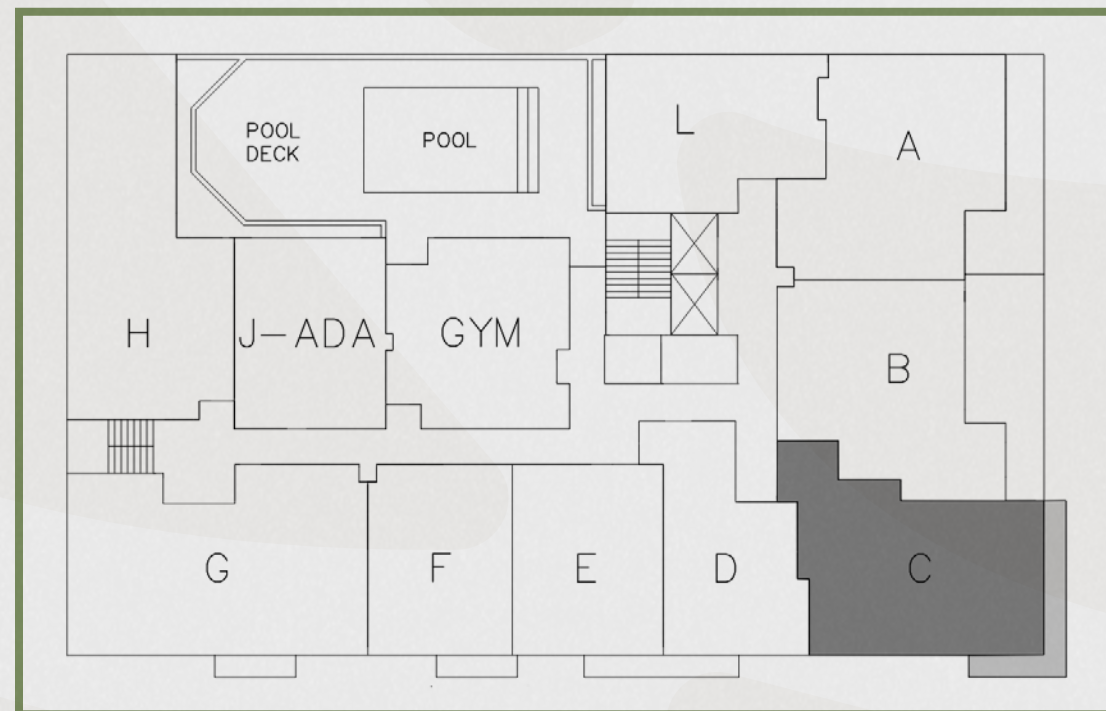
2 BEDROOMS / 2 BATHROOMS

UNIT 403

INTERIOR: 862 SF / 80 m<sup>2</sup>

BALCONY: 110 SF

TOTAL: 972 SF / 90 m<sup>2</sup>



## BOTANIC

R E S I D E N C E S

All square footages and dimensions, including (without limitation) ceiling heights, are estimates based on preliminary plans and will vary with actual construction. Stated square footages and dimensions are measured to the exterior boundaries of the exterior walls and outside corridor wall, and the centerline of interior demising walls between units and in fact vary from the square footages and dimensions that would be determined by using the description and definition of the "Unit" set forth in the Declaration, which generally only includes the interior airspace between the perimeter walls and excludes all interior structural components and other common elements or shared facilities. The method of measurement used herein is generally found in sales materials and is provided to allow a prospective buyer to compare the Units with units in other condominium projects that utilize the same method. For your reference, the dimensions of the Unit determined as set forth in the Declaration, are set forth in Exhibit "2" to the Declaration of Condominium. Measurements of rooms are generally taken at the farthest points of each given room (as described above and as if the room were a perfect rectangle), without regard for any cutouts, soffits or other variations. Accordingly, the interior air space dimensions of the actual room will be smaller than the product obtained by multiplying the stated length and width. The balcony and other exterior areas are not part of the Unit. See full disclaimers on back page



# Residence C1

2 BEDROOMS / 2 BATHROOMS

UNIT 503/703

INTERIOR: 862 SF / 80 m<sup>2</sup>

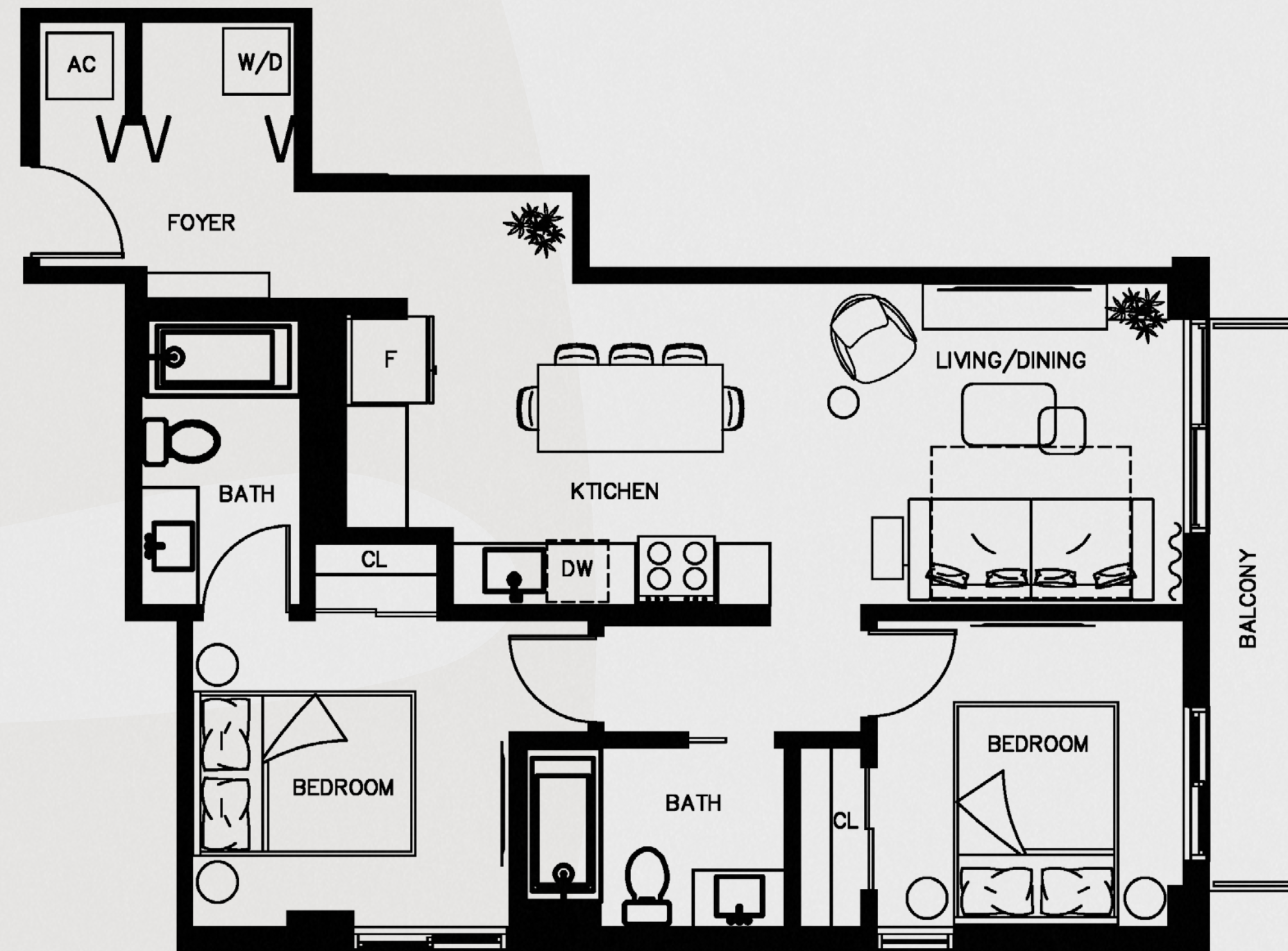
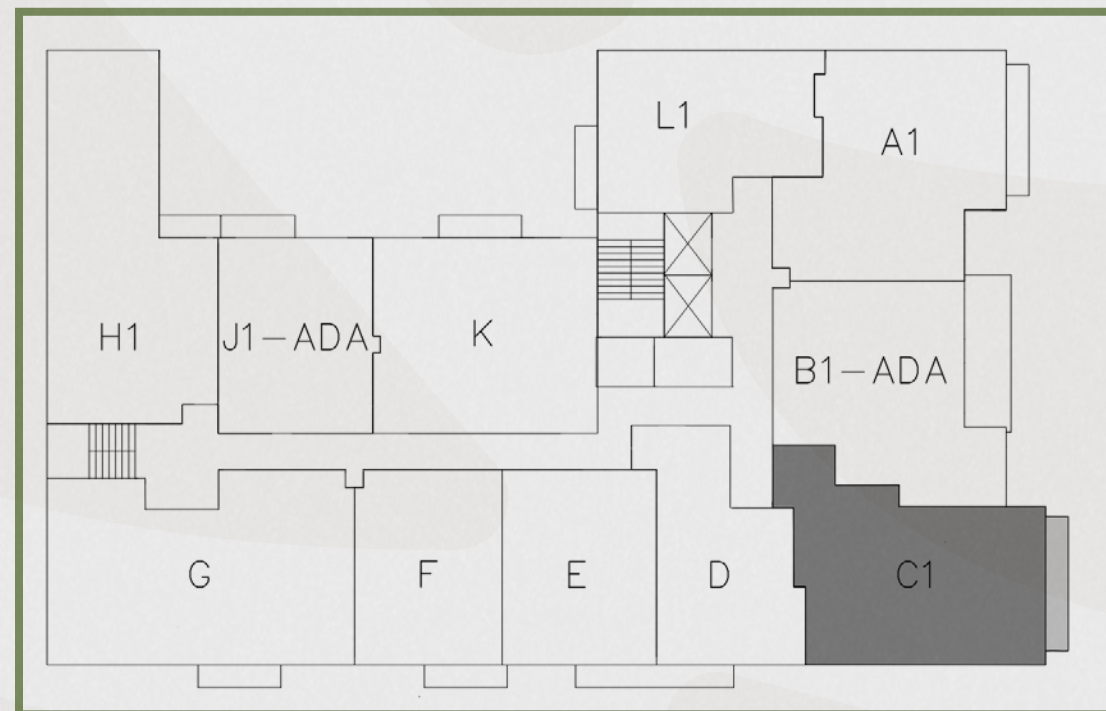
BALCONY: 59 SF

TOTAL: 921 SF / 86 m<sup>2</sup>



# BOTANIC

R E S I D E N C E S



All square footages and dimensions, including (without limitation) ceiling heights, are estimates based on preliminary plans and will vary with actual construction. Stated square footages and dimensions are measured to the exterior boundaries of the exterior walls and outside corridor wall, and the centerline of interior demising walls between units and in fact vary from the square footages and dimensions that would be determined by using the description and definition of the "Unit" set forth in the Declaration, which generally only includes the interior airspace between the perimeter walls and excludes all interior structural components and other common elements or shared facilities. The method of measurement used herein is generally found in sales materials and is provided to allow a prospective buyer to compare the Units with units in other condominium projects that utilize the same method. For your reference, the dimensions of the Unit determined as set forth in the Declaration, are set forth in Exhibit "2" to the Declaration of Condominium. Measurements of rooms are generally taken at the farthest points of each given room (as described above and as if the room were a perfect rectangle), without regard for any cutouts, soffits or other variations. Accordingly, the interior air space dimensions of the actual room will be smaller than the product obtained by multiplying the stated length and width. The balcony and other exterior areas are not part of the Unit. See full disclaimers on back page



# Residence C2

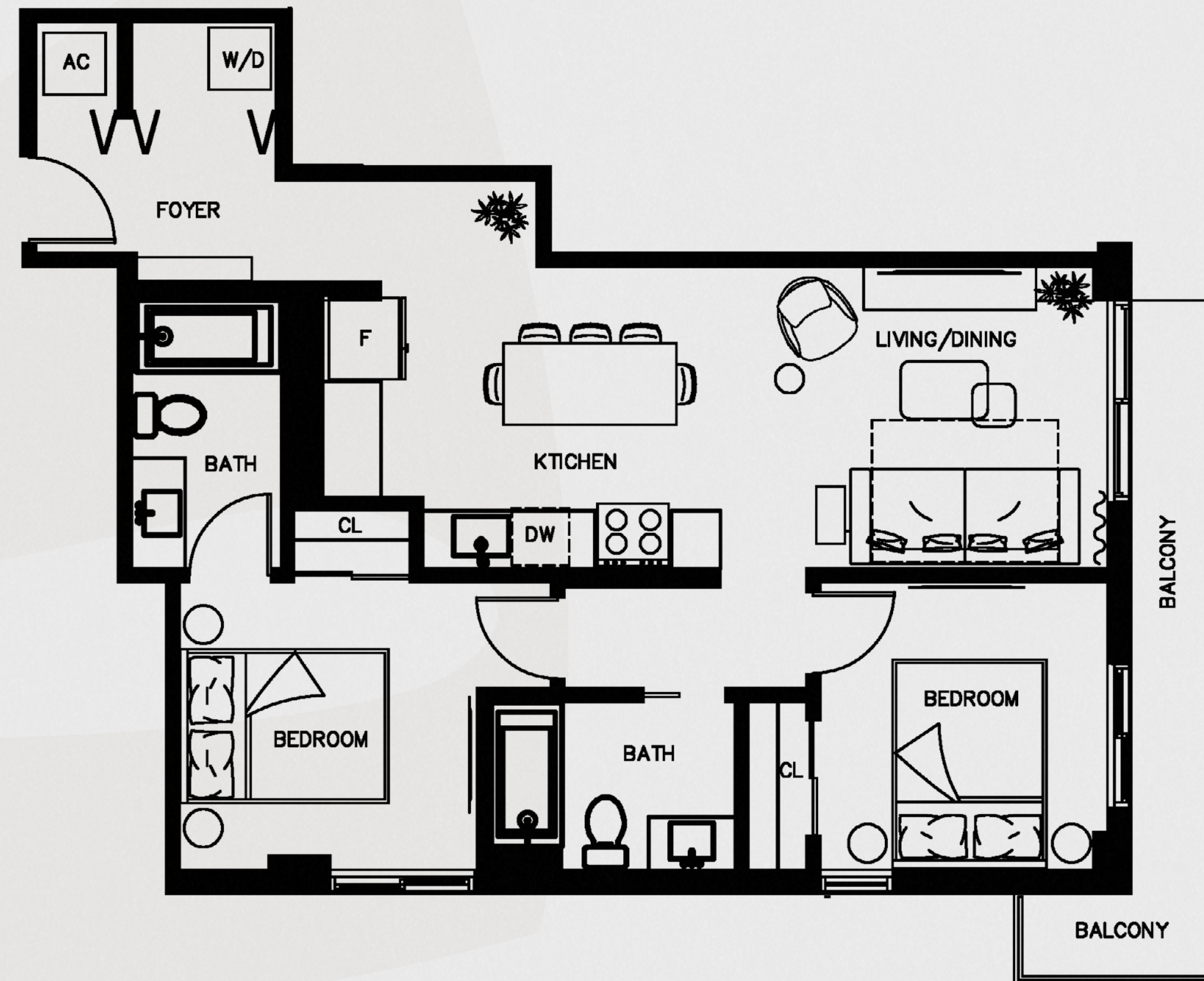
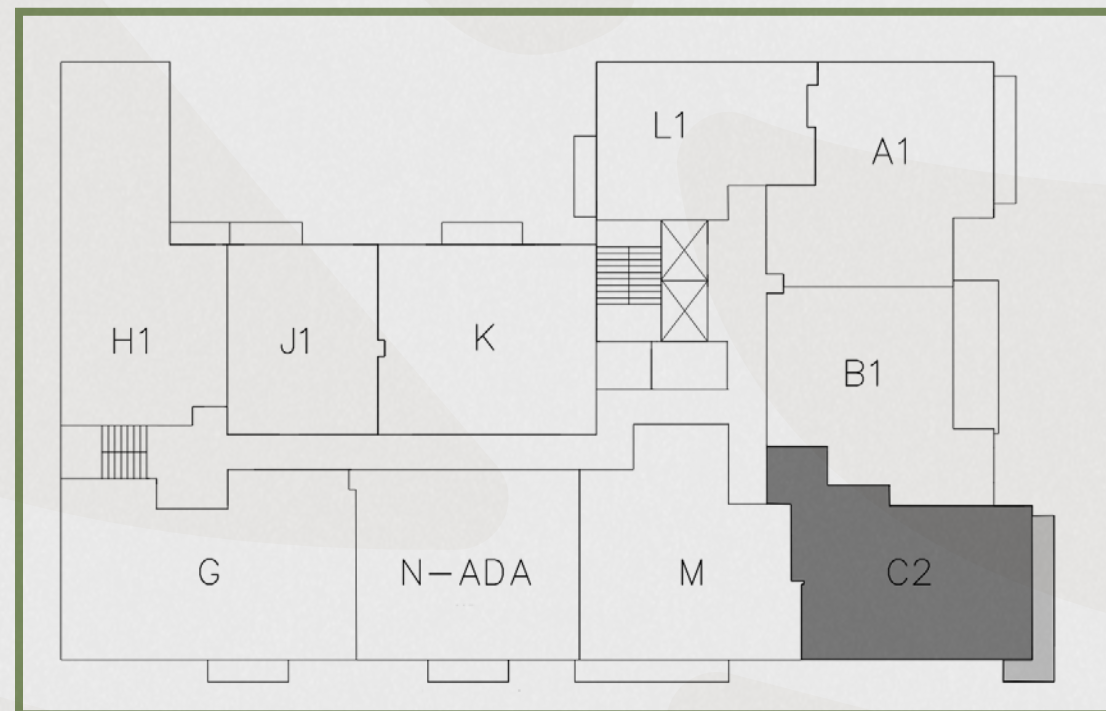
2 BEDROOMS / 2 BATHROOMS

UNIT 603/803

INTERIOR: 862 SF / 80 m<sup>2</sup>

BALCONY: 88 SF

TOTAL: 950 SF / 88 m<sup>2</sup>



# BOTANIC

R E S I D E N C E S

All square footages and dimensions, including (without limitation) ceiling heights, are estimates based on preliminary plans and will vary with actual construction. Stated square footages and dimensions are measured to the exterior boundaries of the exterior walls and outside corridor wall, and the centerline of interior demising walls between units and in fact vary from the square footages and dimensions that would be determined by using the description and definition of the "Unit" set forth in the Declaration, which generally only includes the interior airspace between the perimeter walls and excludes all interior structural components and other common elements or shared facilities. The method of measurement used herein is generally found in sales materials and is provided to allow a prospective buyer to compare the Units with units in other condominium projects that utilize the same method. For your reference, the dimensions of the Unit determined as set forth in the Declaration, are set forth in Exhibit "2" to the Declaration of Condominium. Measurements of rooms are generally taken at the farthest points of each given room (as described above and as if the room were a perfect rectangle), without regard for any cutouts, soffits or other variations. Accordingly, the interior air space dimensions of the actual room will be smaller than the product obtained by multiplying the stated length and width. The balcony and other exterior areas are not part of the Unit. See full disclaimers on back page



# Residence D

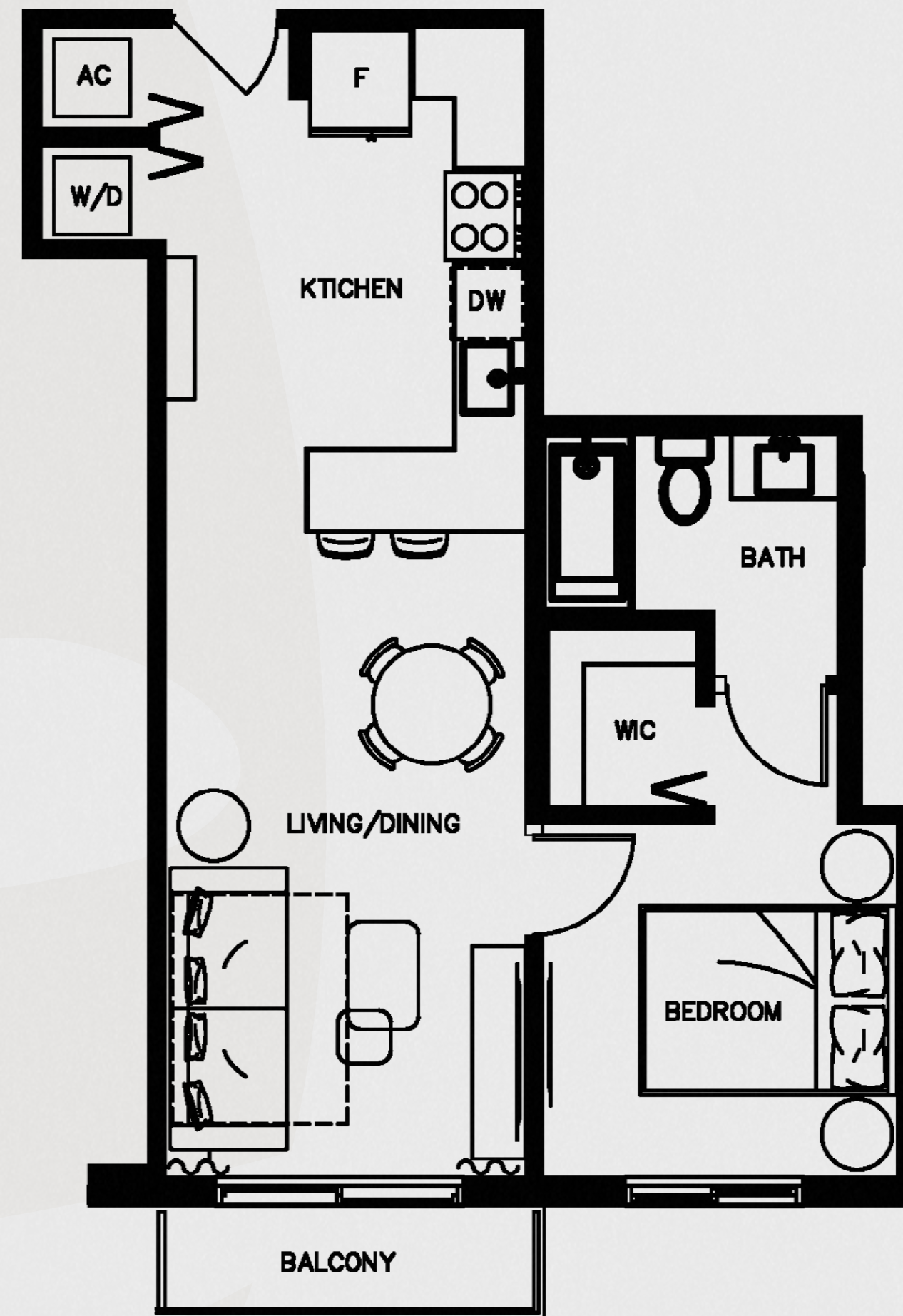
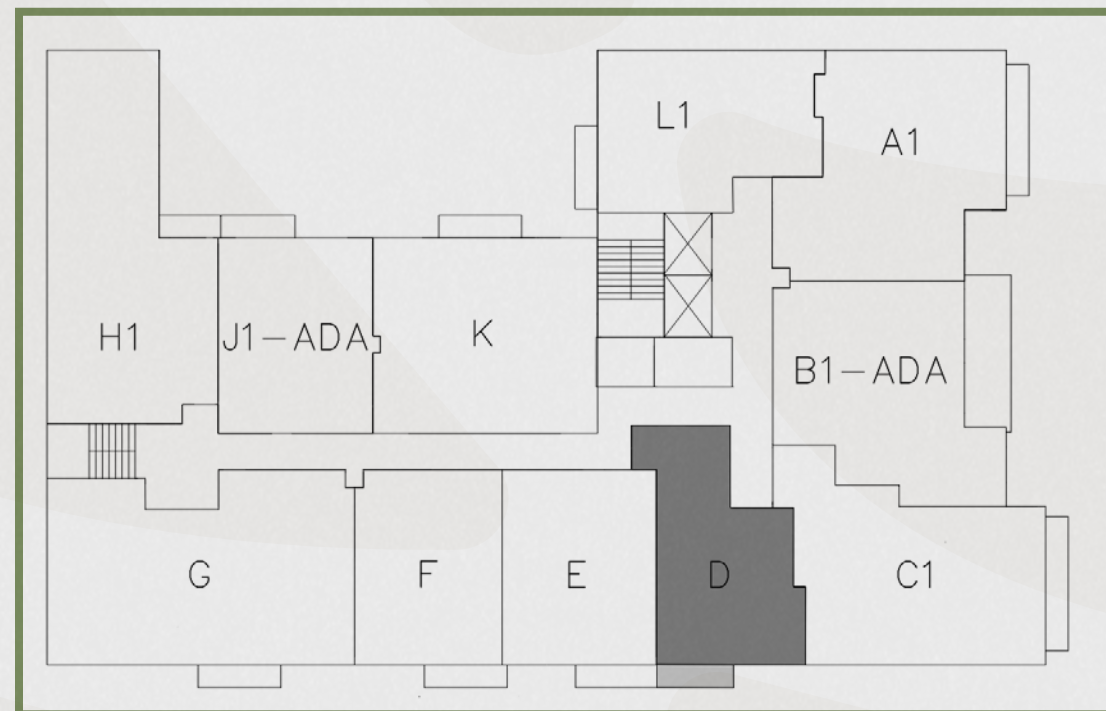
1 BEDROOMS / 1 BATHROOM

UNIT 405/505

INTERIOR: 594 SF / 55 m<sup>2</sup>

BALCONY: 35 SF

TOTAL: 629 SF / 58 m<sup>2</sup>



# BOTANIC

R E S I D E N C E S

All square footages and dimensions, including (without limitation) ceiling heights, are estimates based on preliminary plans and will vary with actual construction. Stated square footages and dimensions are measured to the exterior boundaries of the exterior walls and outside corridor wall, and the centerline of interior demising walls between units and in fact vary from the square footages and dimensions that would be determined by using the description and definition of the "Unit" set forth in the Declaration, which generally only includes the interior airspace between the perimeter walls and excludes all interior structural components and other common elements or shared facilities. The method of measurement used herein is generally found in sales materials and is provided to allow a prospective buyer to compare the Units with units in other condominium projects that utilize the same method. For your reference, the dimensions of the Unit determined as set forth in the Declaration, are set forth in Exhibit "2" to the Declaration of Condominium. Measurements of rooms are generally taken at the farthest points of each given room (as described above and as if the room were a perfect rectangle), without regard for any cutouts, soffits or other variations. Accordingly, the interior air space dimensions of the actual room will be smaller than the product obtained by multiplying the stated length and width. The balcony and other exterior areas are not part of the Unit. See full disclaimers on back page



# Residence E

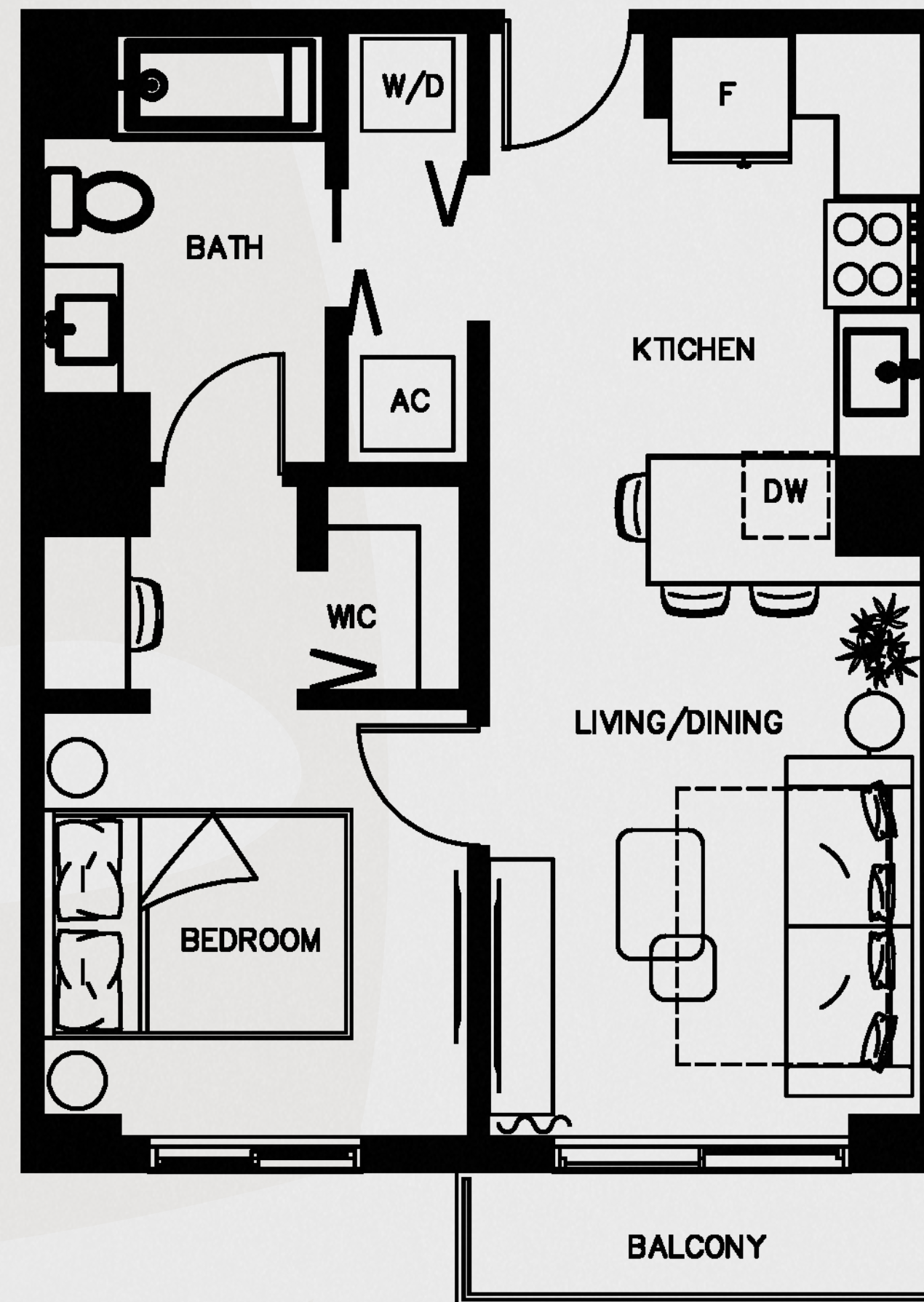
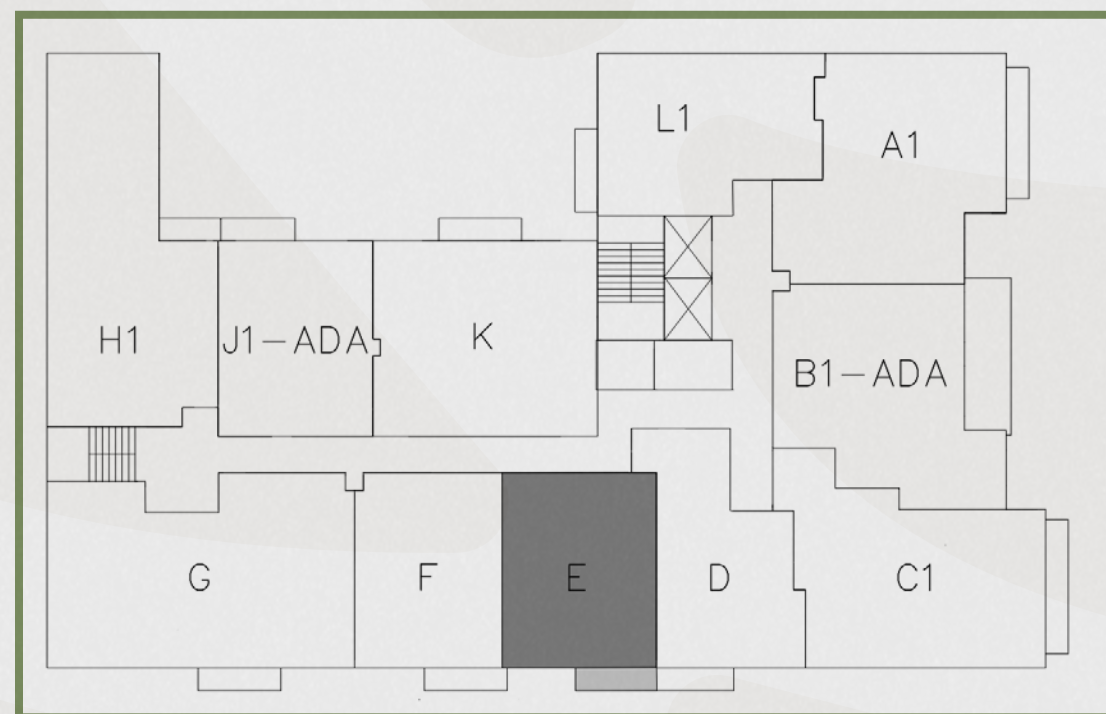
1 BEDROOMS / 1 BATHROOM

UNIT 405/505

INTERIOR: 573 SF / 54 m<sup>2</sup>

BALCONY: 36 SF

TOTAL: 609 SF / 57 m<sup>2</sup>



# BOTANIC

R E S I D E N C E S

All square footages and dimensions, including (without limitation) ceiling heights, are estimates based on preliminary plans and will vary with actual construction. Stated square footages and dimensions are measured to the exterior boundaries of the exterior walls and outside corridor wall, and the centerline of interior demising walls between units and in fact vary from the square footages and dimensions that would be determined by using the description and definition of the "Unit" set forth in the Declaration, which generally only includes the interior airspace between the perimeter walls and excludes all interior structural components and other common elements or shared facilities. The method of measurement used herein is generally found in sales materials and is provided to allow a prospective buyer to compare the Units with units in other condominium projects that utilize the same method. For your reference, the dimensions of the Unit determined as set forth in the Declaration, are set forth in Exhibit "2" to the Declaration of Condominium. Measurements of rooms are generally taken at the farthest points of each given room (as described above and as if the room were a perfect rectangle), without regard for any cutouts, soffits or other variations. Accordingly, the interior air space dimensions of the actual room will be smaller than the product obtained by multiplying the stated length and width. The balcony and other exterior areas are not part of the Unit. See full disclaimers on back page



# Residence F

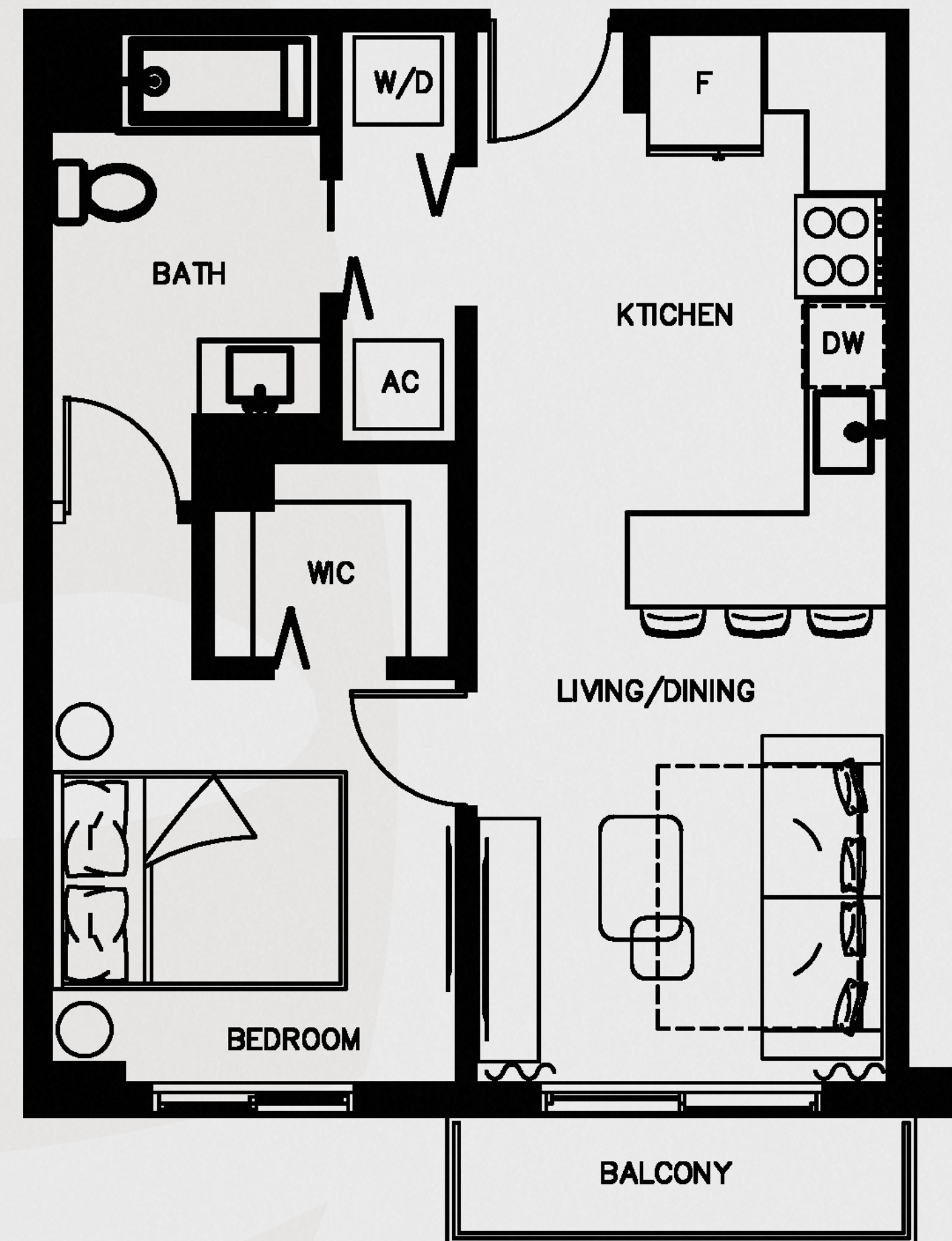
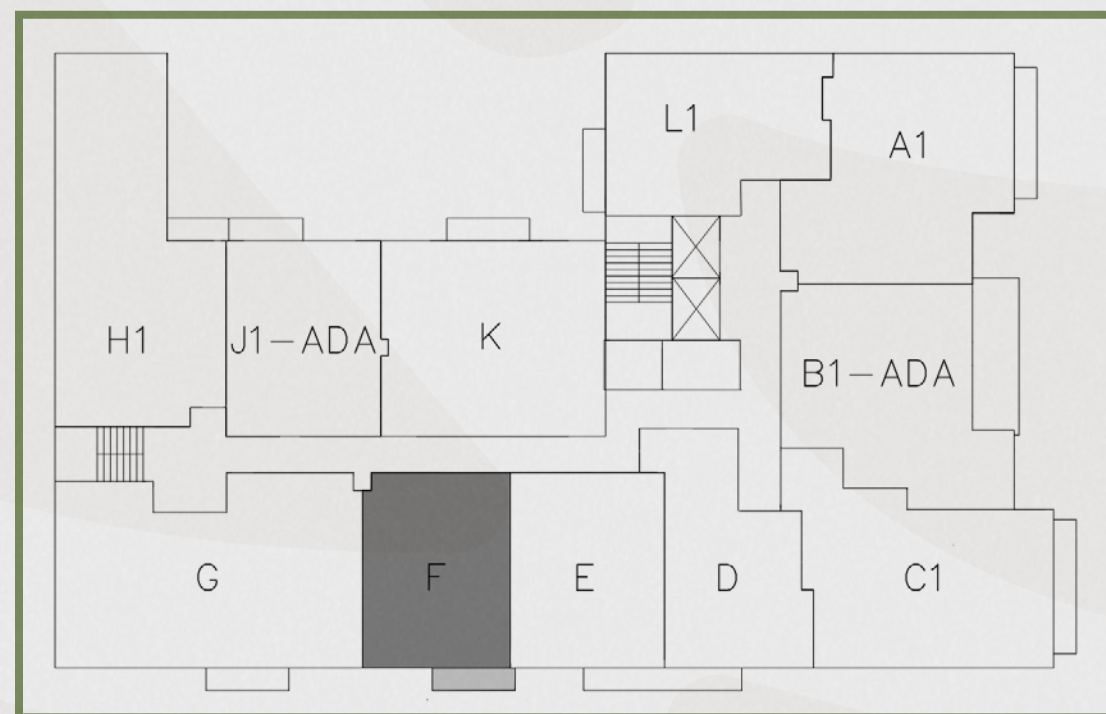
1 BEDROOMS / 1 BATHROOM

UNIT 406/506

INTERIOR: 573 SF / 54 m<sup>2</sup>

BALCONY: 37 SF

TOTAL: 610 SF / 57 m<sup>2</sup>



# BOTANIC

R E S I D E N C E S

All square footages and dimensions, including (without limitation) ceiling heights, are estimates based on preliminary plans and will vary with actual construction. Stated square footages and dimensions are measured to the exterior boundaries of the exterior walls and outside corridor wall, and the centerline of interior demising walls between units and in fact vary from the square footages and dimensions that would be determined by using the description and definition of the "Unit" set forth in the Declaration, which generally only includes the interior airspace between the perimeter walls and excludes all interior structural components and other common elements or shared facilities. The method of measurement used herein is generally found in sales materials and is provided to allow a prospective buyer to compare the Units with units in other condominium projects that utilize the same method. For your reference, the dimensions of the Unit determined as set forth in the Declaration, are set forth in Exhibit "2" to the Declaration of Condominium. Measurements of rooms are generally taken at the farthest points of each given room (as described above and as if the room were a perfect rectangle), without regard for any cutouts, soffits or other variations. Accordingly, the interior air space dimensions of the actual room will be smaller than the product obtained by multiplying the stated length and width. The balcony and other exterior areas are not part of the Unit. See full disclaimers on back page



# Residence G

**3 BEDROOMS / 2 BATHROOMS**

**UNIT 407/507/606/706/806**

**INTERIOR: 1,083 SF / 101 m<sup>2</sup>**

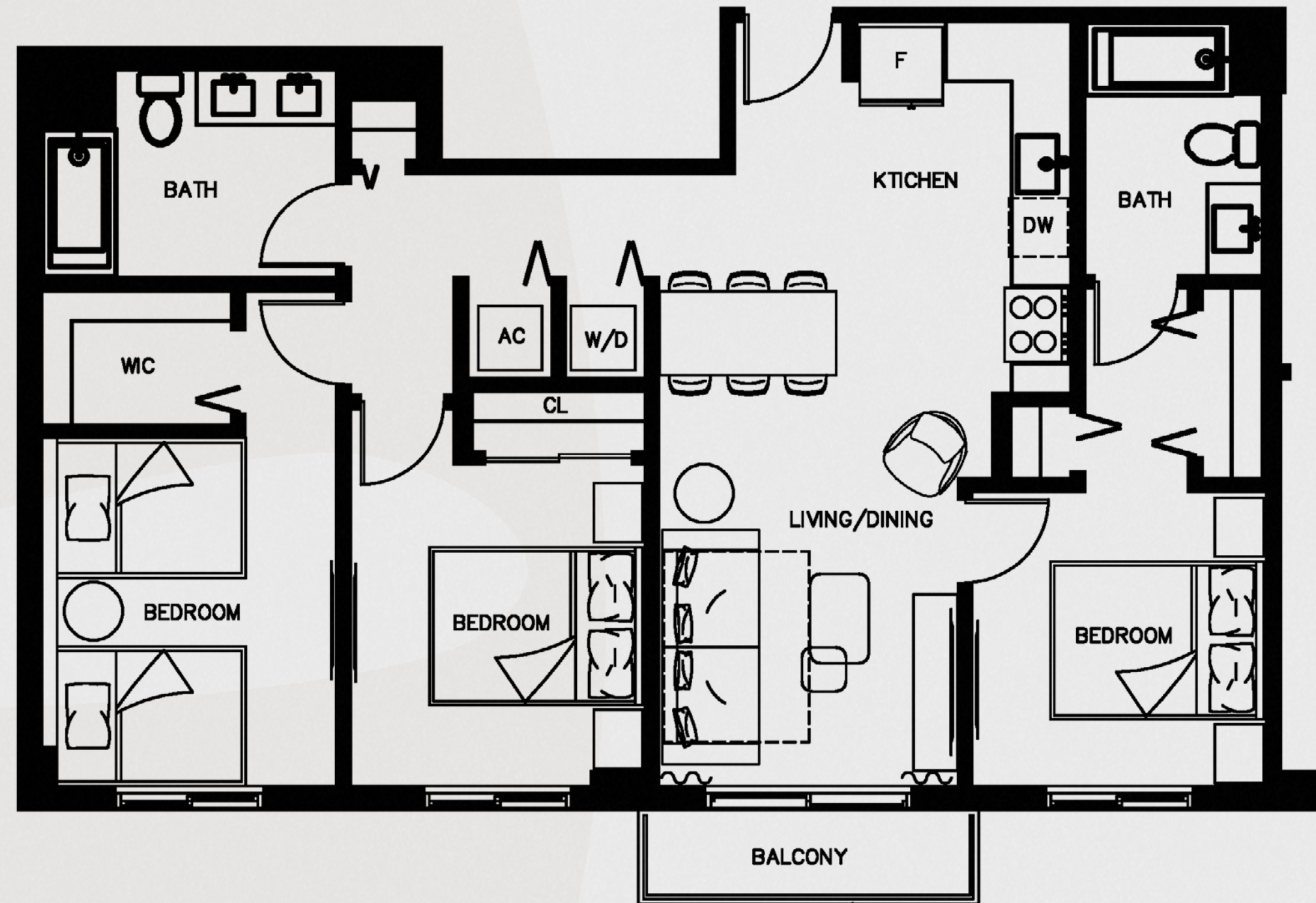
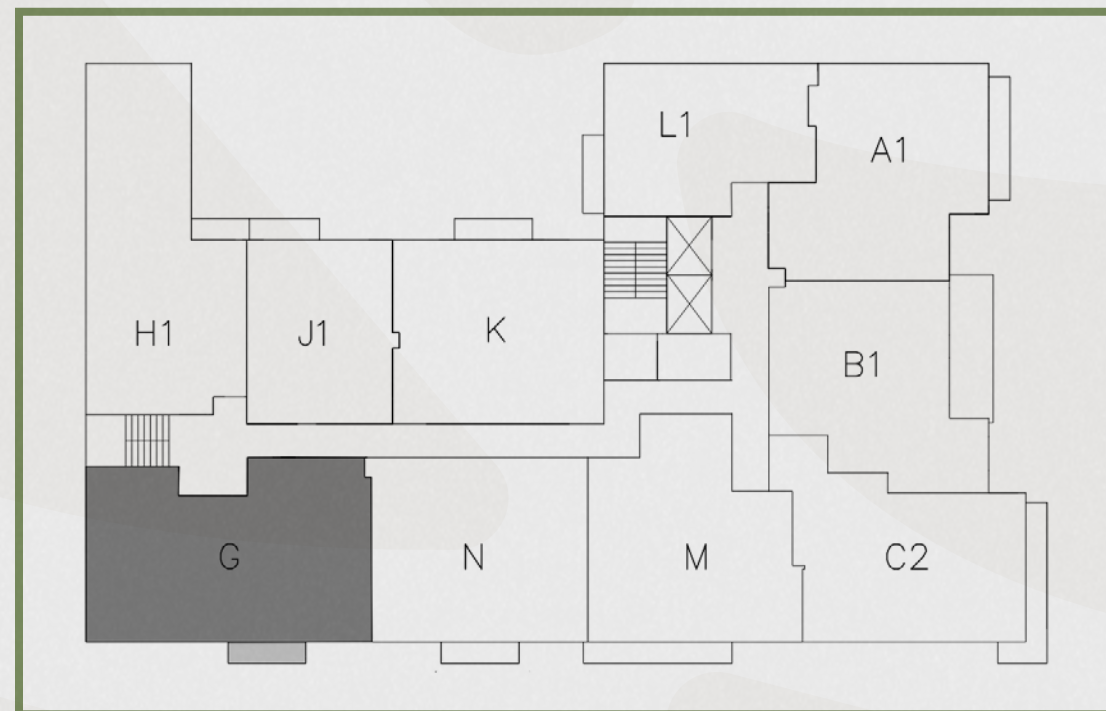
**BALCONY: 37 SQFT**

**TOTAL: 1,120 SF / 104 m<sup>2</sup>**



## BOTANIC

R E S I D E N C E S



All square footages and dimensions, including (without limitation) ceiling heights, are estimates based on preliminary plans and will vary with actual construction. Stated square footages and dimensions are measured to the exterior boundaries of the exterior walls and outside corridor wall, and the centerline of interior demising walls between units and in fact vary from the square footages and dimensions that would be determined by using the description and definition of the "Unit" set forth in the Declaration, which generally only includes the interior airspace between the perimeter walls and excludes all interior structural components and other common elements or shared facilities. The method of measurement used herein is generally found in sales materials and is provided to allow a prospective buyer to compare the Units with units in other condominium projects that utilize the same method. For your reference, the dimensions of the Unit determined as set forth in the Declaration, are set forth in Exhibit "2" to the Declaration of Condominium. Measurements of rooms are generally taken at the farthest points of each given room (as described above and as if the room were a perfect rectangle), without regard for any cutouts, soffits or other variations. Accordingly, the interior air space dimensions of the actual room will be smaller than the product obtained by multiplying the stated length and width. The balcony and other exterior areas are not part of the Unit. See full disclaimers on back page

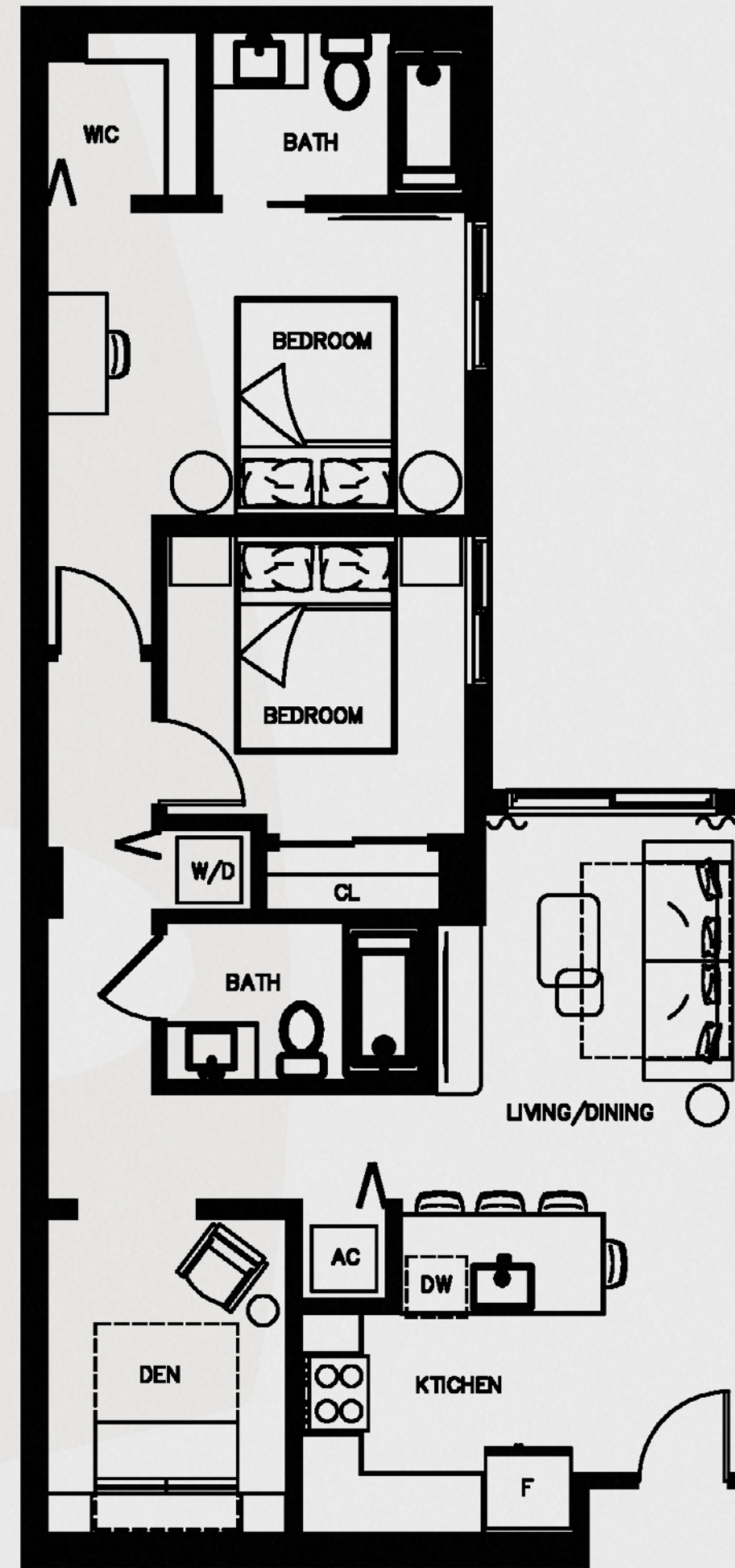
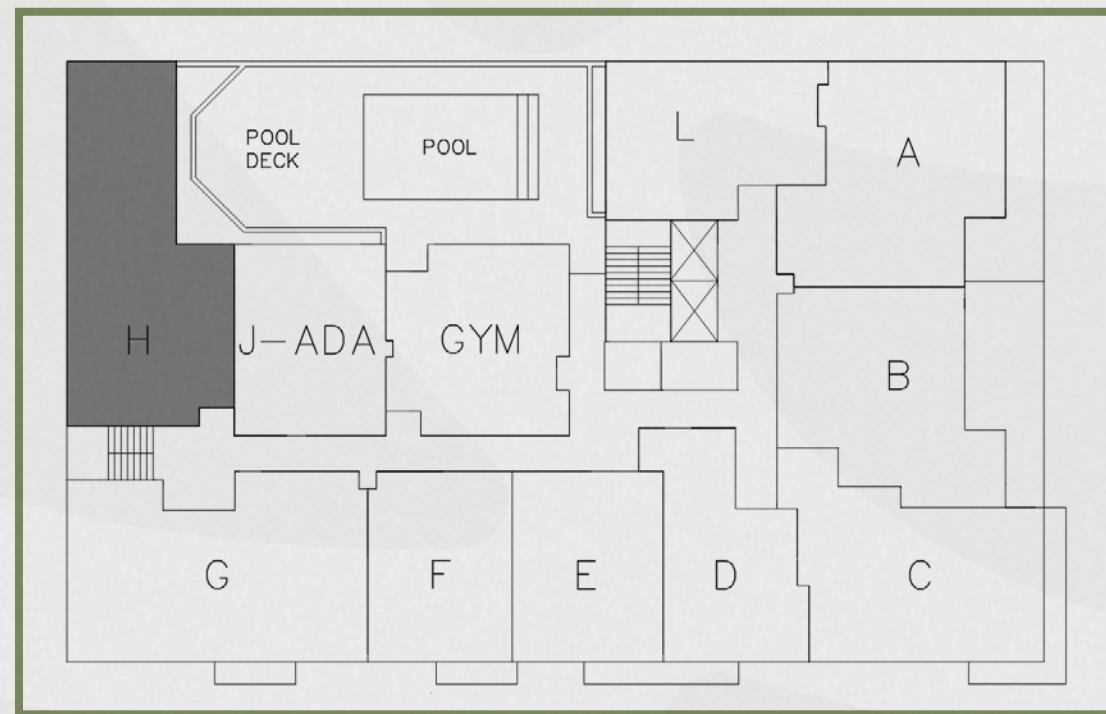


# Residence H

2 BEDROOMS + DEN / 2 BATHROOMS

UNIT 408

INTERIOR: 1,012 SF / 94 m<sup>2</sup>



# BOTANIC

R E S I D E N C E S

All square footages and dimensions, including (without limitation) ceiling heights, are estimates based on preliminary plans and will vary with actual construction. Stated square footages and dimensions are measured to the exterior boundaries of the exterior walls and outside corridor wall, and the centerline of interior demising walls between units and in fact vary from the square footages and dimensions that would be determined by using the description and definition of the "Unit" set forth in the Declaration, which generally only includes the interior airspace between the perimeter walls and excludes all interior structural components and other common elements or shared facilities. The method of measurement used herein is generally found in sales materials and is provided to allow a prospective buyer to compare the Units with units in other condominium projects that utilize the same method. For your reference, the dimensions of the Unit determined as set forth in the Declaration, are set forth in Exhibit "2" to the Declaration of Condominium. Measurements of rooms are generally taken at the farthest points of each given room (as described above and as if the room were a perfect rectangle), without regard for any cutouts, soffits or other variations. Accordingly, the interior air space dimensions of the actual room will be smaller than the product obtained by multiplying the stated length and width. The balcony and other exterior areas are not part of the Unit. See full disclaimers on back page



# Residence H1

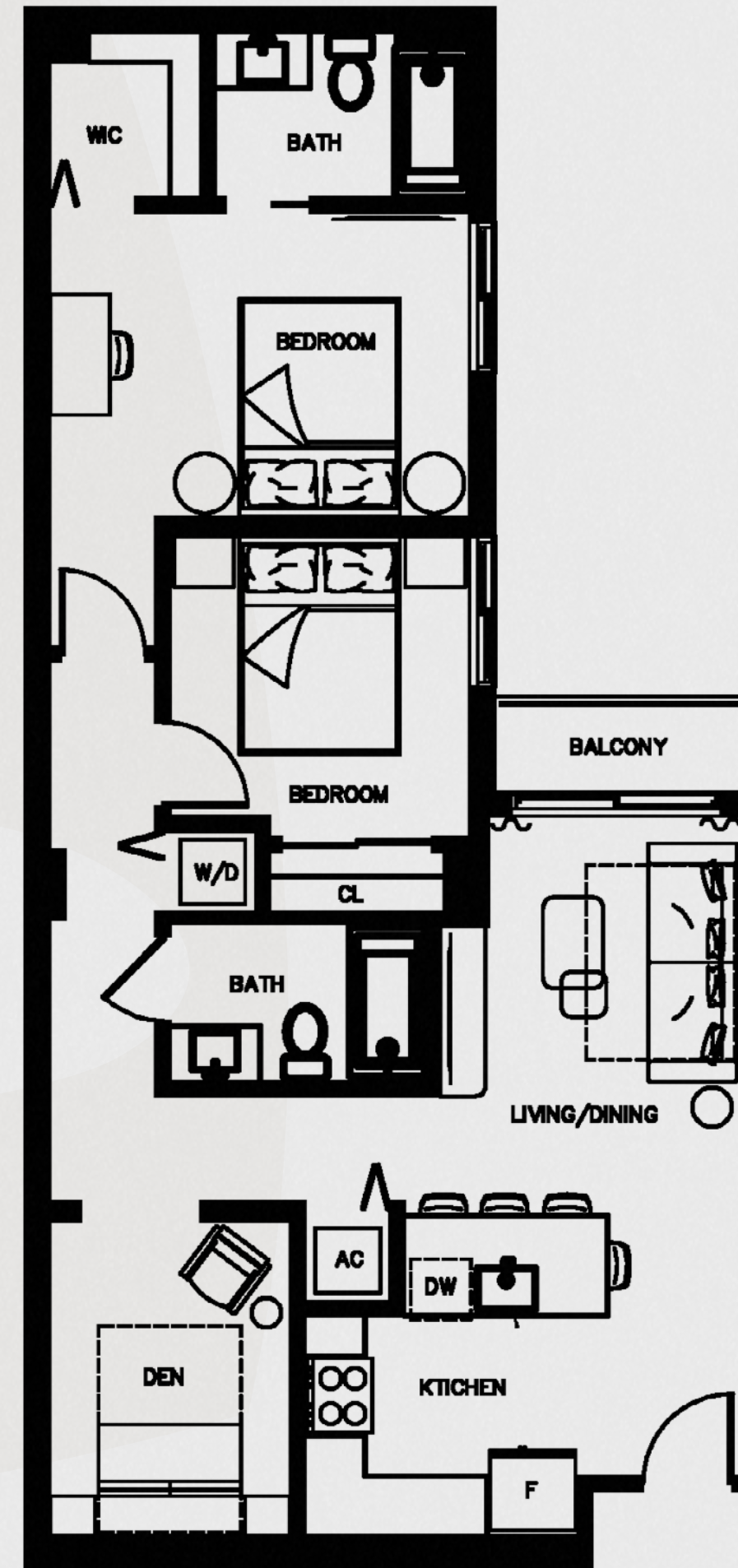
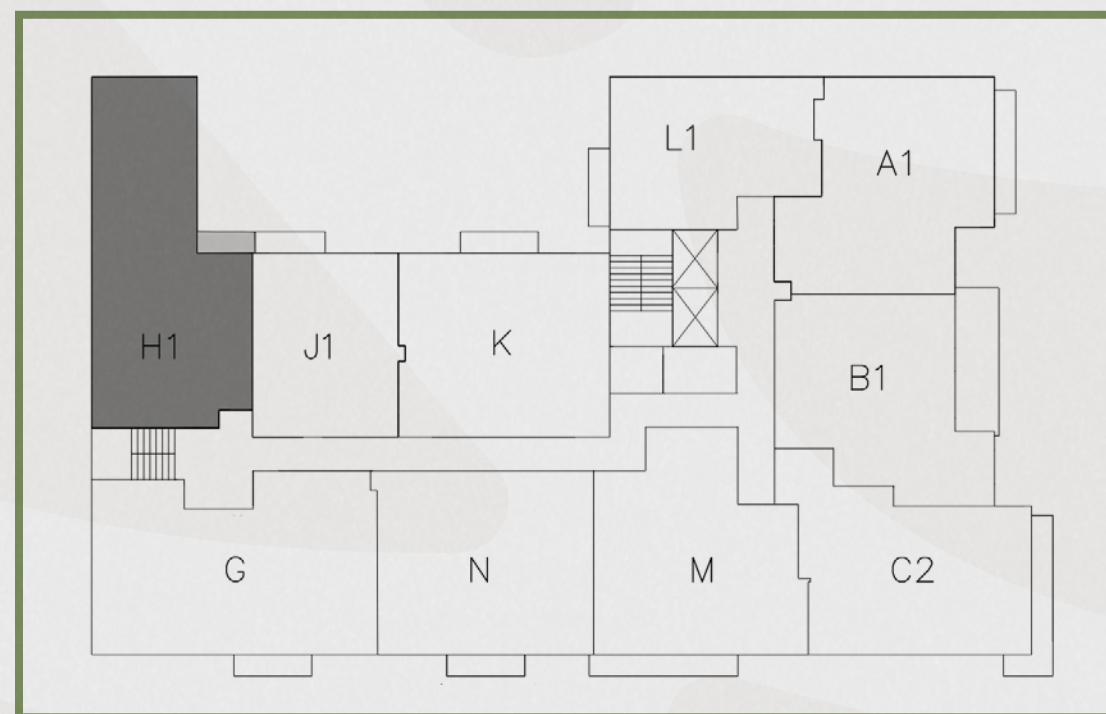
2 BEDROOMS + DEN / 2 BATHROOMS

UNIT 508/607/707/807

INTERIOR: 1,012 SF / 94 m<sup>2</sup>

BALCONY: 28 SF

TOTAL: 1,040 SF / 97 m<sup>2</sup>



# BOTANIC

R E S I D E N C E S

All square footages and dimensions, including (without limitation) ceiling heights, are estimates based on preliminary plans and will vary with actual construction. Stated square footages and dimensions are measured to the exterior boundaries of the exterior walls and outside corridor wall, and the centerline of interior demising walls between units and in fact vary from the square footages and dimensions that would be determined by using the description and definition of the "Unit" set forth in the Declaration, which generally only includes the interior airspace between the perimeter walls and excludes all interior structural components and other common elements or shared facilities. The method of measurement used herein is generally found in sales materials and is provided to allow a prospective buyer to compare the Units with units in other condominium projects that utilize the same method. For your reference, the dimensions of the Unit determined as set forth in the Declaration, are set forth in Exhibit "2" to the Declaration of Condominium. Measurements of rooms are generally taken at the farthest points of each given room (as described above and as if the room were a perfect rectangle), without regard for any cutouts, soffits or other variations. Accordingly, the interior air space dimensions of the actual room will be smaller than the product obtained by multiplying the stated length and width. The balcony and other exterior areas are not part of the Unit. See full disclaimers on back page



# Residence J-ADA

1 BEDROOM / 1 BATHROOM

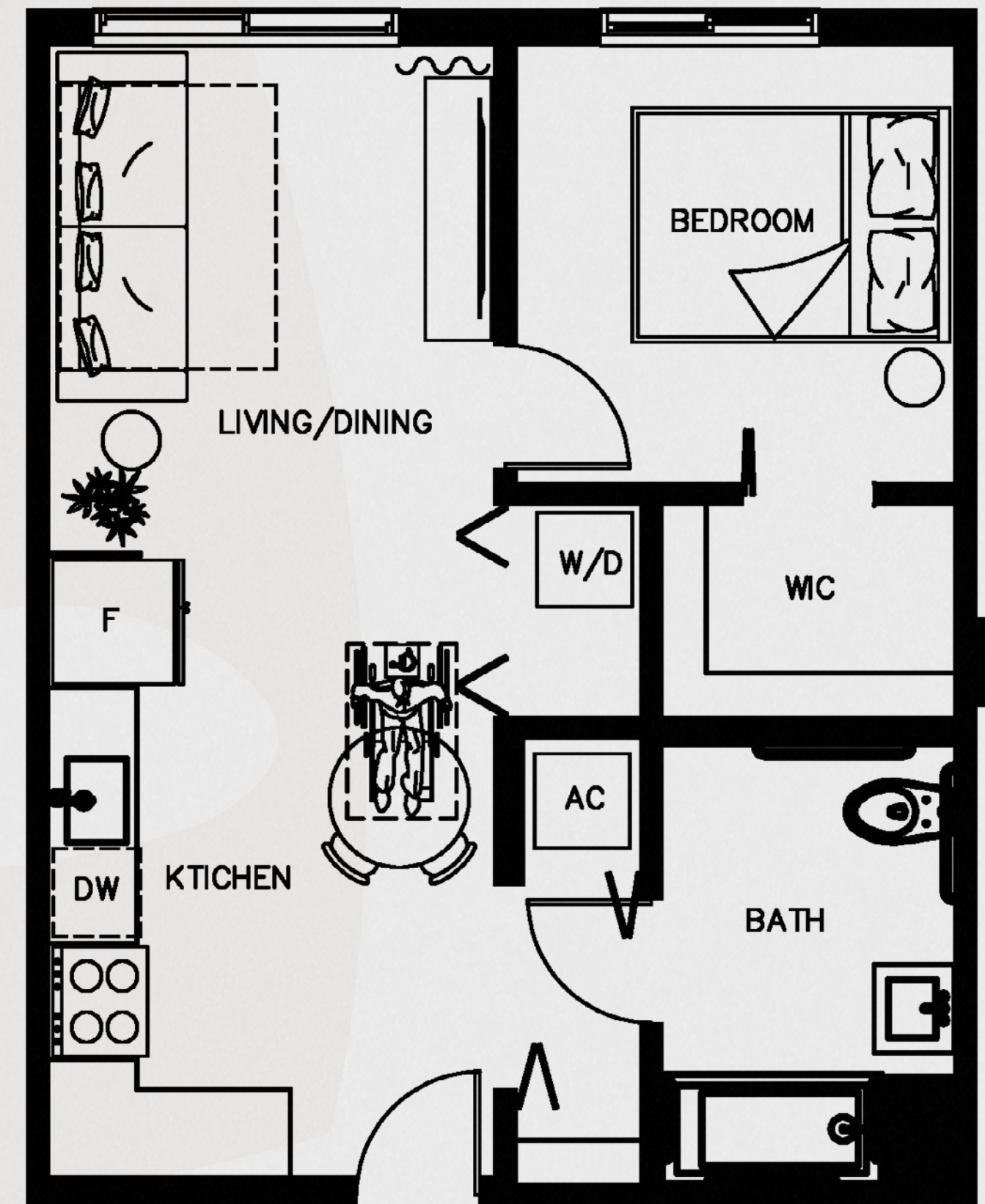
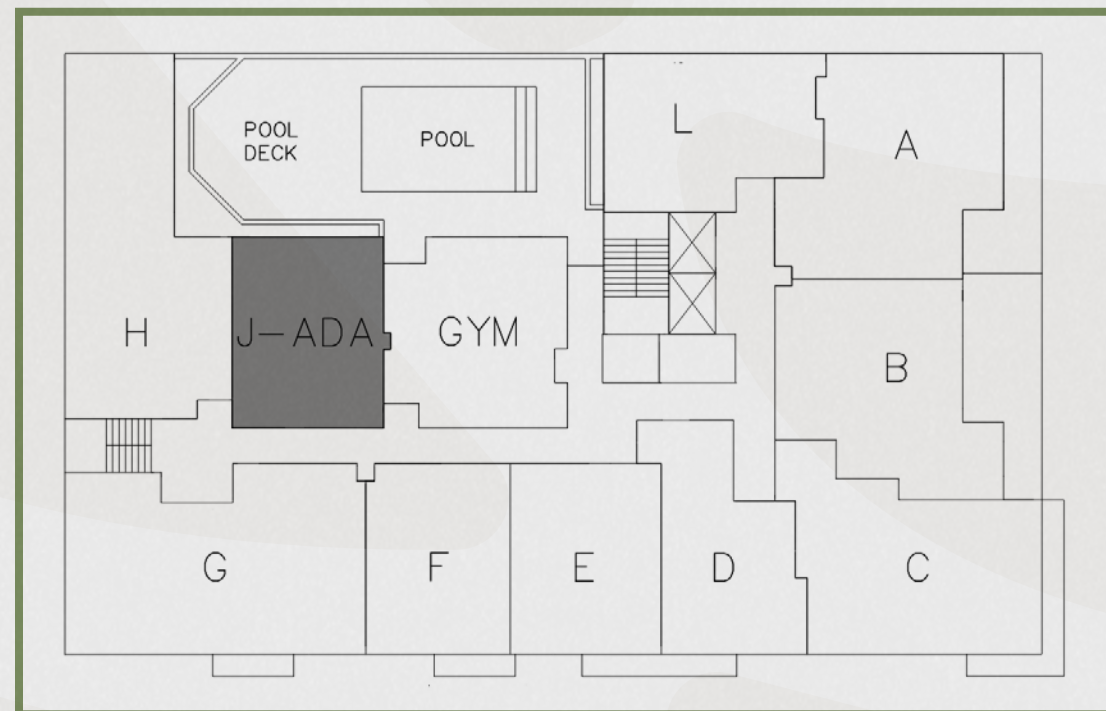
UNIT 409

INTERIOR: 573 SF / 53 m<sup>2</sup>



## BOTANIC

R E S I D E N C E S



All square footages and dimensions, including (without limitation) ceiling heights, are estimates based on preliminary plans and will vary with actual construction. Stated square footages and dimensions are measured to the exterior boundaries of the exterior walls and outside corridor wall, and the centerline of interior demising walls between units and in fact vary from the square footages and dimensions that would be determined by using the description and definition of the "Unit" set forth in the Declaration, which generally only includes the interior airspace between the perimeter walls and excludes all interior structural components and other common elements or shared facilities. The method of measurement used herein is generally found in sales materials and is provided to allow a prospective buyer to compare the Units with units in other condominium projects that utilize the same method. For your reference, the dimensions of the Unit determined as set forth in the Declaration, are set forth in Exhibit "2" to the Declaration of Condominium. Measurements of rooms are generally taken at the farthest points of each given room (as described above and as if the room were a perfect rectangle), without regard for any cutouts, soffits or other variations. Accordingly, the interior air space dimensions of the actual room will be smaller than the product obtained by multiplying the stated length and width. The balcony and other exterior areas are not part of the Unit. See full disclaimers on back page



# Residence J1-ADA

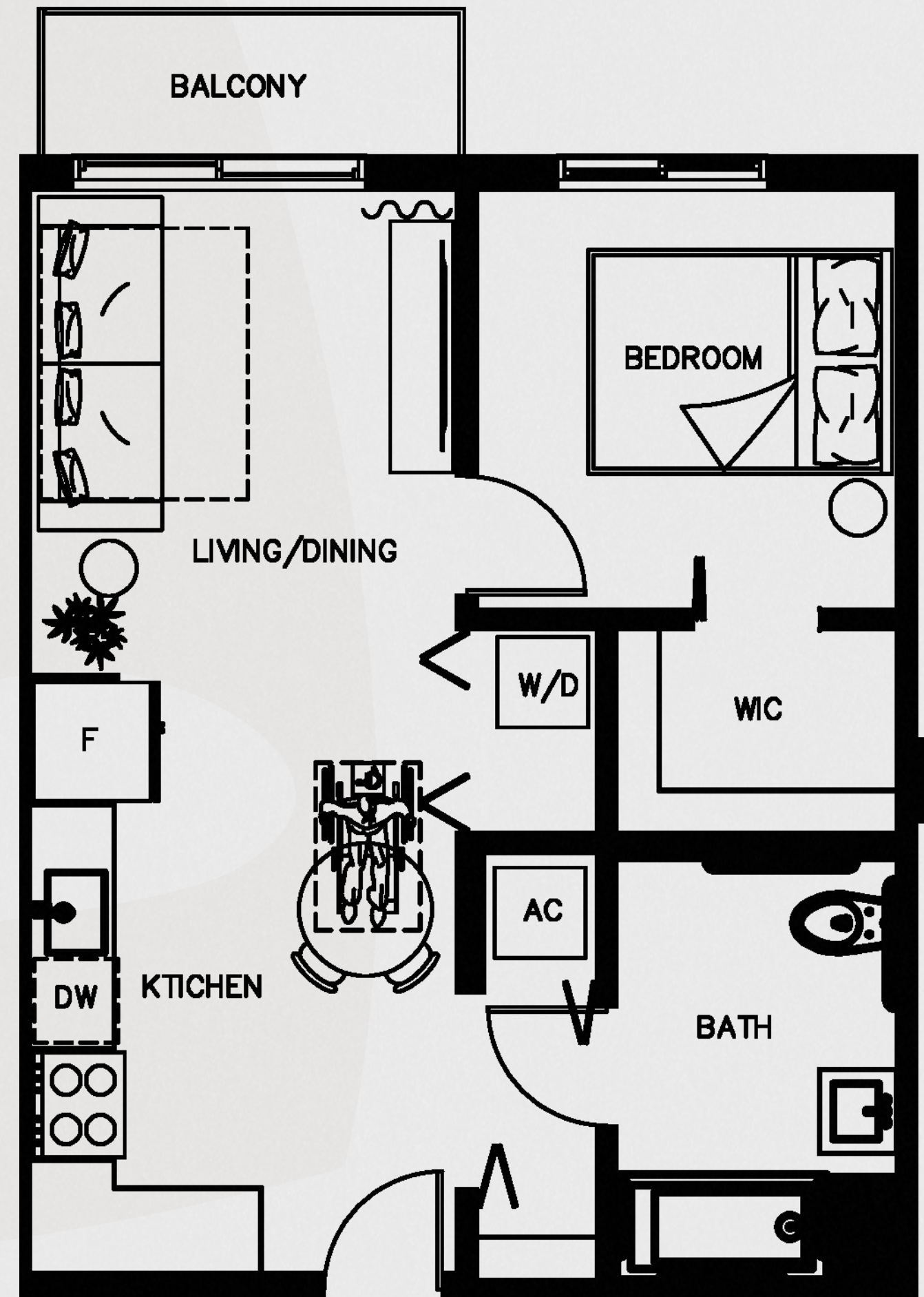
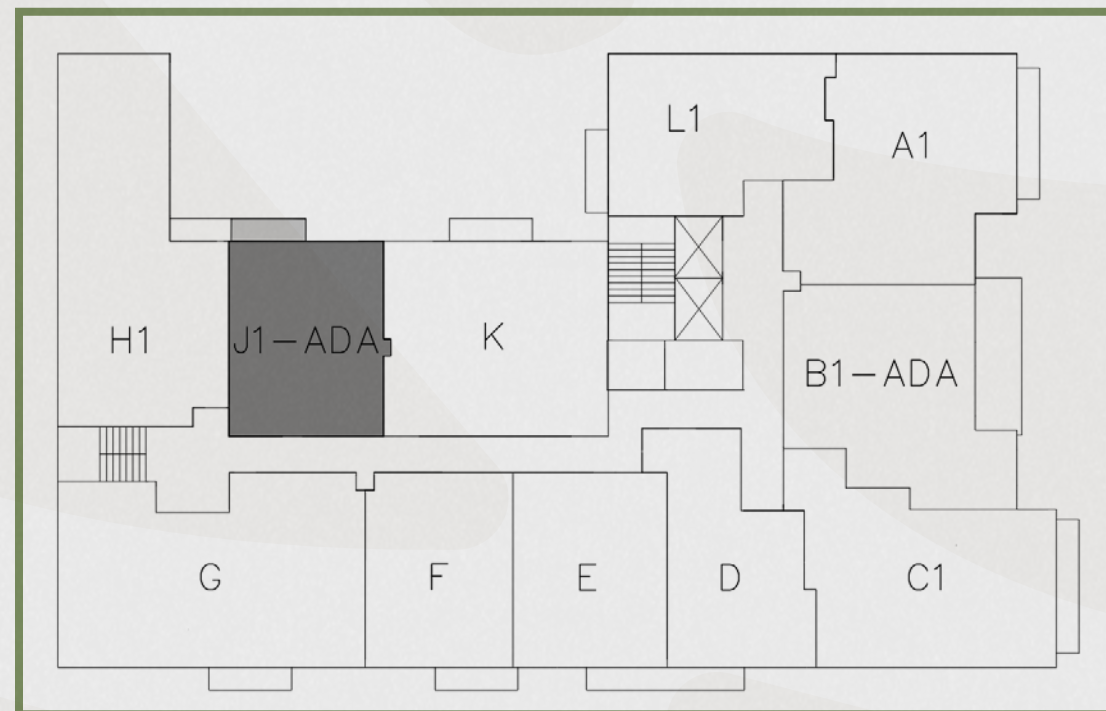
1 BEDROOM / 1 BATHROOM

UNIT 509

INTERIOR: 573 SF / 54 m<sup>2</sup>

BALCONY: 36 SF

TOTAL: 609 SF / 57 m<sup>2</sup>



# BOTANIC

R E S I D E N C E S

All square footages and dimensions, including (without limitation) ceiling heights, are estimates based on preliminary plans and will vary with actual construction. Stated square footages and dimensions are measured to the exterior boundaries of the exterior walls and outside corridor wall, and the centerline of interior demising walls between units and in fact vary from the square footages and dimensions that would be determined by using the description and definition of the "Unit" set forth in the Declaration, which generally only includes the interior airspace between the perimeter walls and excludes all interior structural components and other common elements or shared facilities. The method of measurement used herein is generally found in sales materials and is provided to allow a prospective buyer to compare the Units with units in other condominium projects that utilize the same method. For your reference, the dimensions of the Unit determined as set forth in the Declaration, are set forth in Exhibit "2" to the Declaration of Condominium. Measurements of rooms are generally taken at the farthest points of each given room (as described above and as if the room were a perfect rectangle), without regard for any cutouts, soffits or other variations. Accordingly, the interior air space dimensions of the actual room will be smaller than the product obtained by multiplying the stated length and width. The balcony and other exterior areas are not part of the Unit. See full disclaimers on back page



# Residence J1

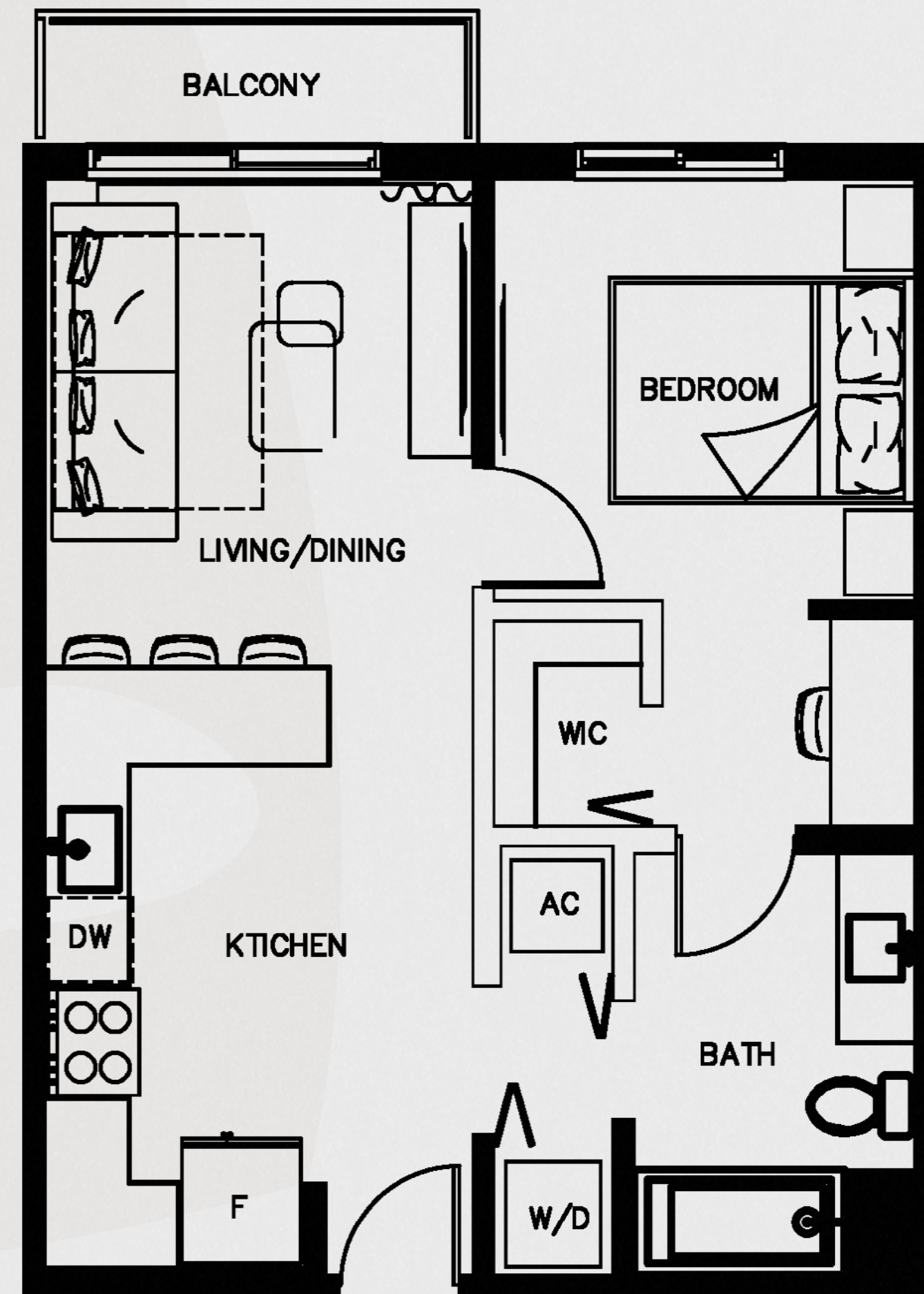
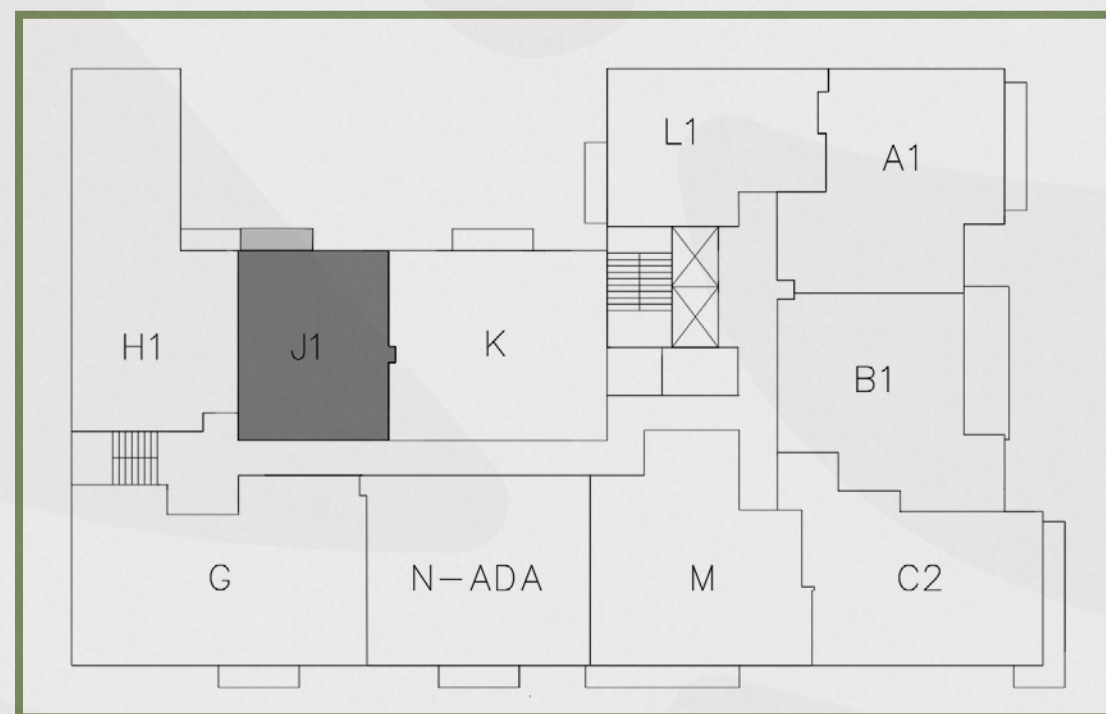
**1 BEDROOM / 1 BATHROOM**

**UNIT 608/708/808**

**INTERIOR: 573 SF / 54 m<sup>2</sup>**

**BALCONY: 33 SF**

**TOTAL: 606 SF / 56 m<sup>2</sup>**



**BOTANIC**  
RESIDENCES

All square footages and dimensions, including (without limitation) ceiling heights, are estimates based on preliminary plans and will vary with actual construction. Stated square footages and dimensions are measured to the exterior boundaries of the exterior walls and outside corridor wall, and the centerline of interior demising walls between units and in fact vary from the square footages and dimensions that would be determined by using the description and definition of the "Unit" set forth in the Declaration, which generally only includes the interior airspace between the perimeter walls and excludes all interior structural components and other common elements or shared facilities. The method of measurement used herein is generally found in sales materials and is provided to allow a prospective buyer to compare the Units with units in other condominium projects that utilize the same method. For your reference, the dimensions of the Unit determined as set forth in the Declaration, are set forth in Exhibit "2" to the Declaration of Condominium. Measurements of rooms are generally taken at the farthest points of each given room (as described above and as if the room were a perfect rectangle), without regard for any cutouts, soffits or other variations. Accordingly, the interior air space dimensions of the actual room will be smaller than the product obtained by multiplying the stated length and width. The balcony and other exterior areas are not part of the Unit. See full disclaimers on back page



# Residence K

2 BEDROOMS / 2 BATHROOMS

UNIT 510/609/709/809

INTERIOR: 878 SF / 82 m<sup>2</sup>

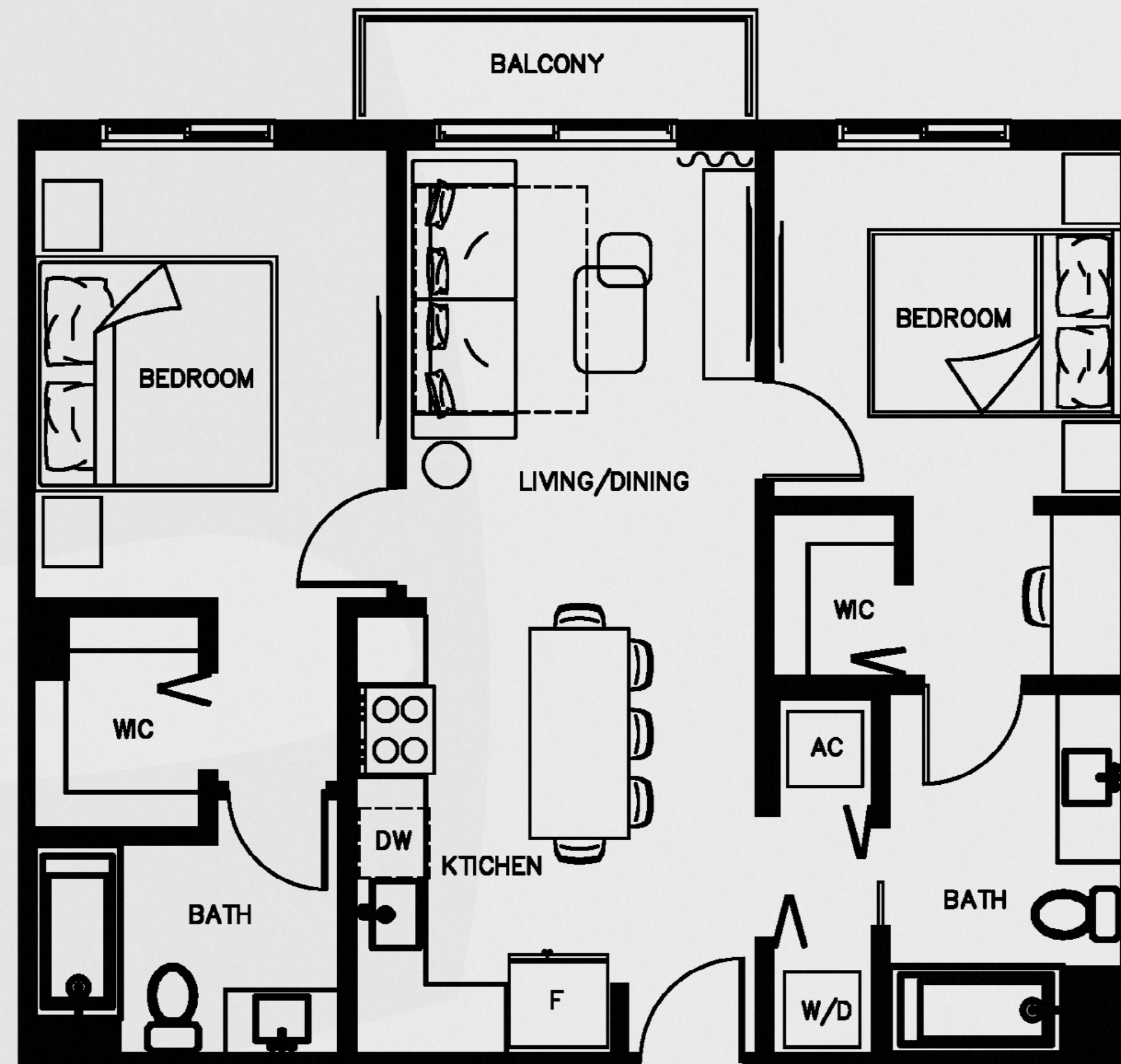
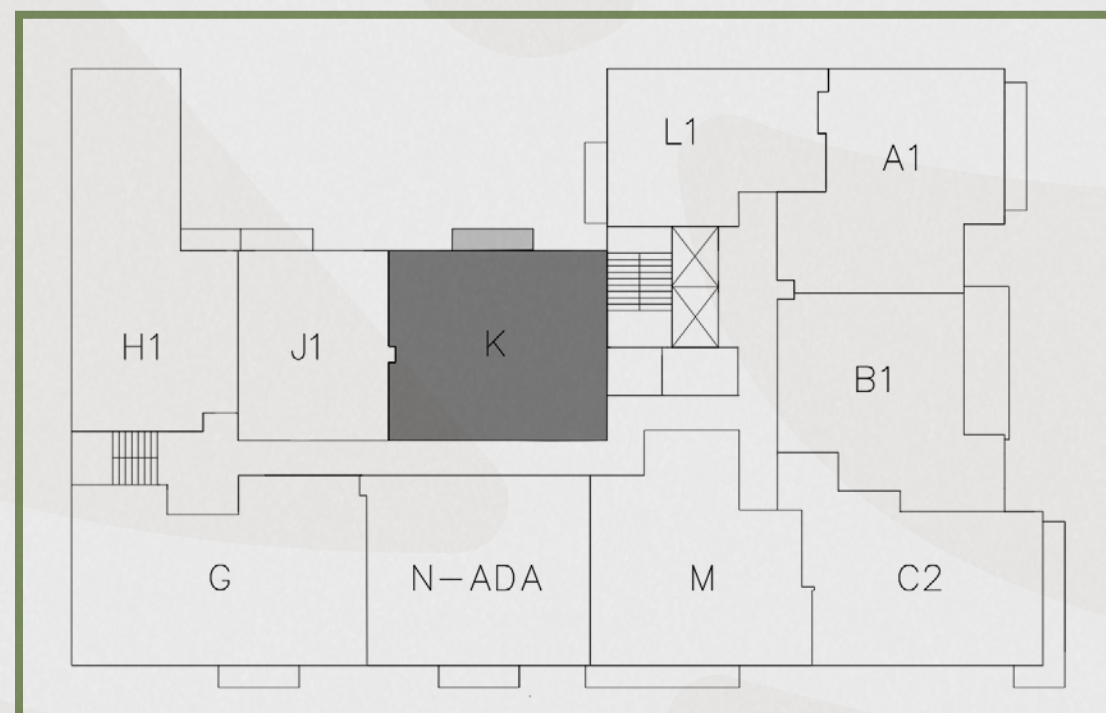
BALCONY: 37 SF

TOTAL: 915 SF / 85 m<sup>2</sup>



# BOTANIC

R E S I D E N C E S



All square footages and dimensions, including (without limitation) ceiling heights, are estimates based on preliminary plans and will vary with actual construction. Stated square footages and dimensions are measured to the exterior boundaries of the exterior walls and outside corridor wall, and the centerline of interior demising walls between units and in fact vary from the square footages and dimensions that would be determined by using the description and definition of the "Unit" set forth in the Declaration, which generally only includes the interior airspace between the perimeter walls and excludes all interior structural components and other common elements or shared facilities. The method of measurement used herein is generally found in sales materials and is provided to allow a prospective buyer to compare the Units with units in other condominium projects that utilize the same method. For your reference, the dimensions of the Unit determined as set forth in the Declaration, are set forth in Exhibit "2" to the Declaration of Condominium. Measurements of rooms are generally taken at the farthest points of each given room (as described above and as if the room were a perfect rectangle), without regard for any cutouts, soffits or other variations. Accordingly, the interior air space dimensions of the actual room will be smaller than the product obtained by multiplying the stated length and width. The balcony and other exterior areas are not part of the Unit. See full disclaimers on back page



# Residence L

1 BEDROOM / 1 BATHROOM

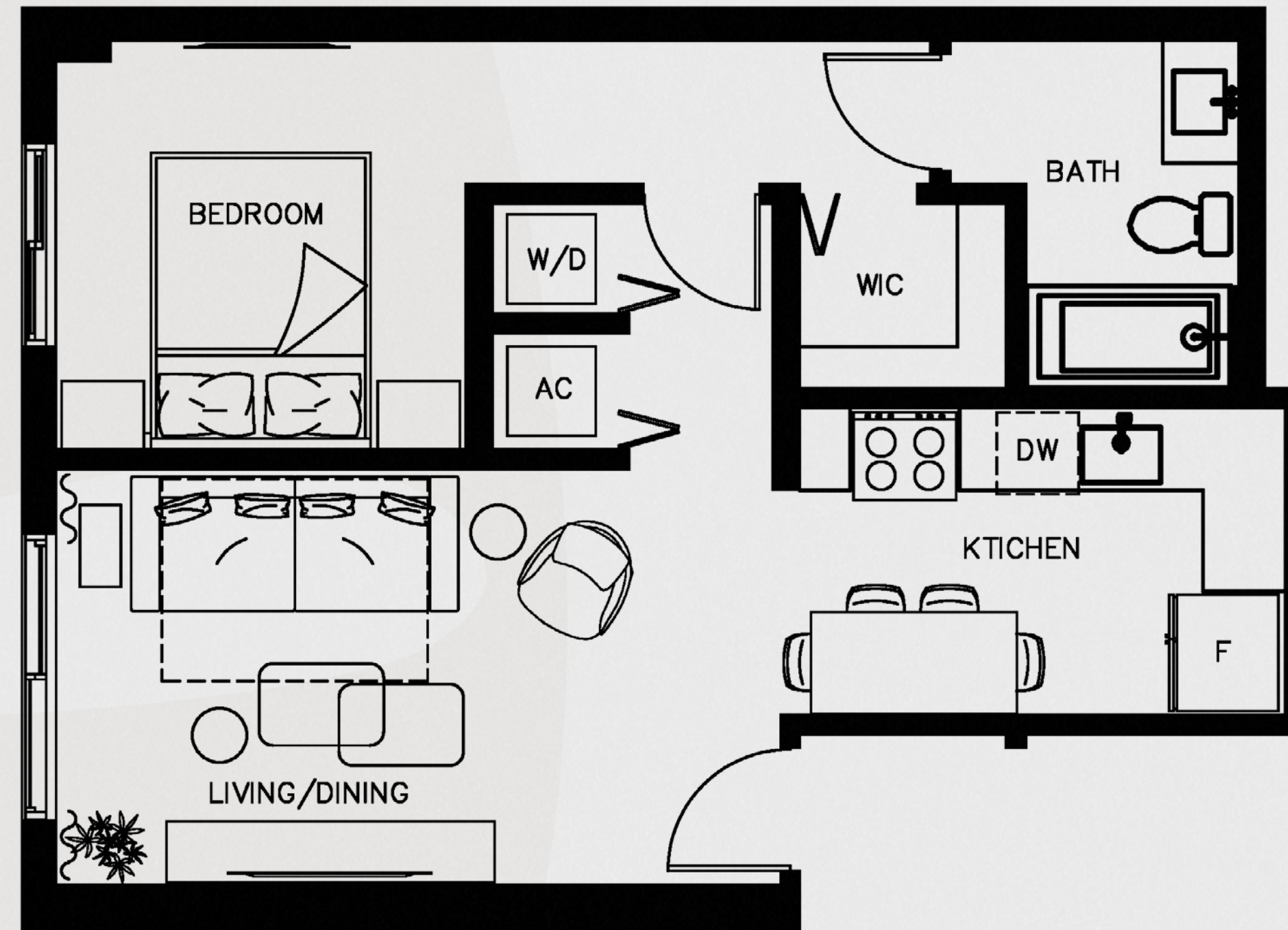
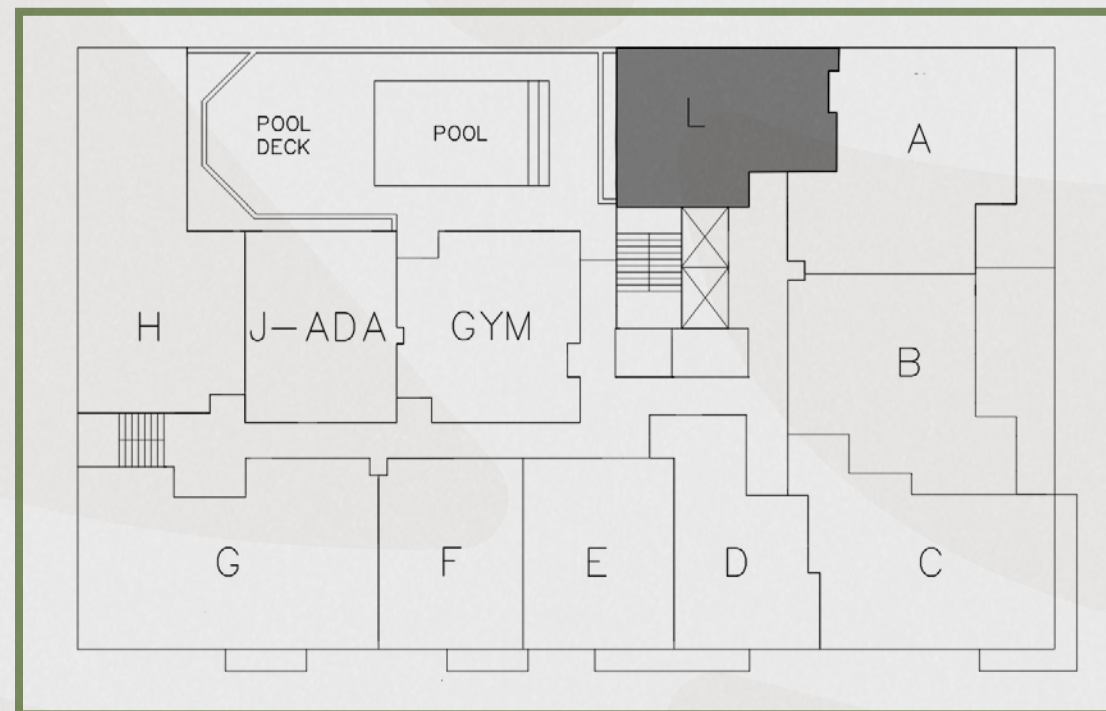
UNIT 410

INTERIOR: 607 SF / 60 m<sup>2</sup>



## BOTANIC

R E S I D E N C E S



All square footages and dimensions, including (without limitation) ceiling heights, are estimates based on preliminary plans and will vary with actual construction. Stated square footages and dimensions are measured to the exterior boundaries of the exterior walls and outside corridor wall, and the centerline of interior demising walls between units and in fact vary from the square footages and dimensions that would be determined by using the description and definition of the "Unit" set forth in the Declaration, which generally only includes the interior airspace between the perimeter walls and excludes all interior structural components and other common elements or shared facilities. The method of measurement used herein is generally found in sales materials and is provided to allow a prospective buyer to compare the Units with units in other condominium projects that utilize the same method. For your reference, the dimensions of the Unit determined as set forth in the Declaration, are set forth in Exhibit "2" to the Declaration of Condominium. Measurements of rooms are generally taken at the farthest points of each given room (as described above and as if the room were a perfect rectangle), without regard for any cutouts, soffits or other variations. Accordingly, the interior air space dimensions of the actual room will be smaller than the product obtained by multiplying the stated length and width. The balcony and other exterior areas are not part of the Unit. See full disclaimers on back page



# Residence L1

1 BEDROOM / 1 BATHROOM

UNIT 511/610/710/810

INTERIOR: 607 SF / 60 m<sup>2</sup>

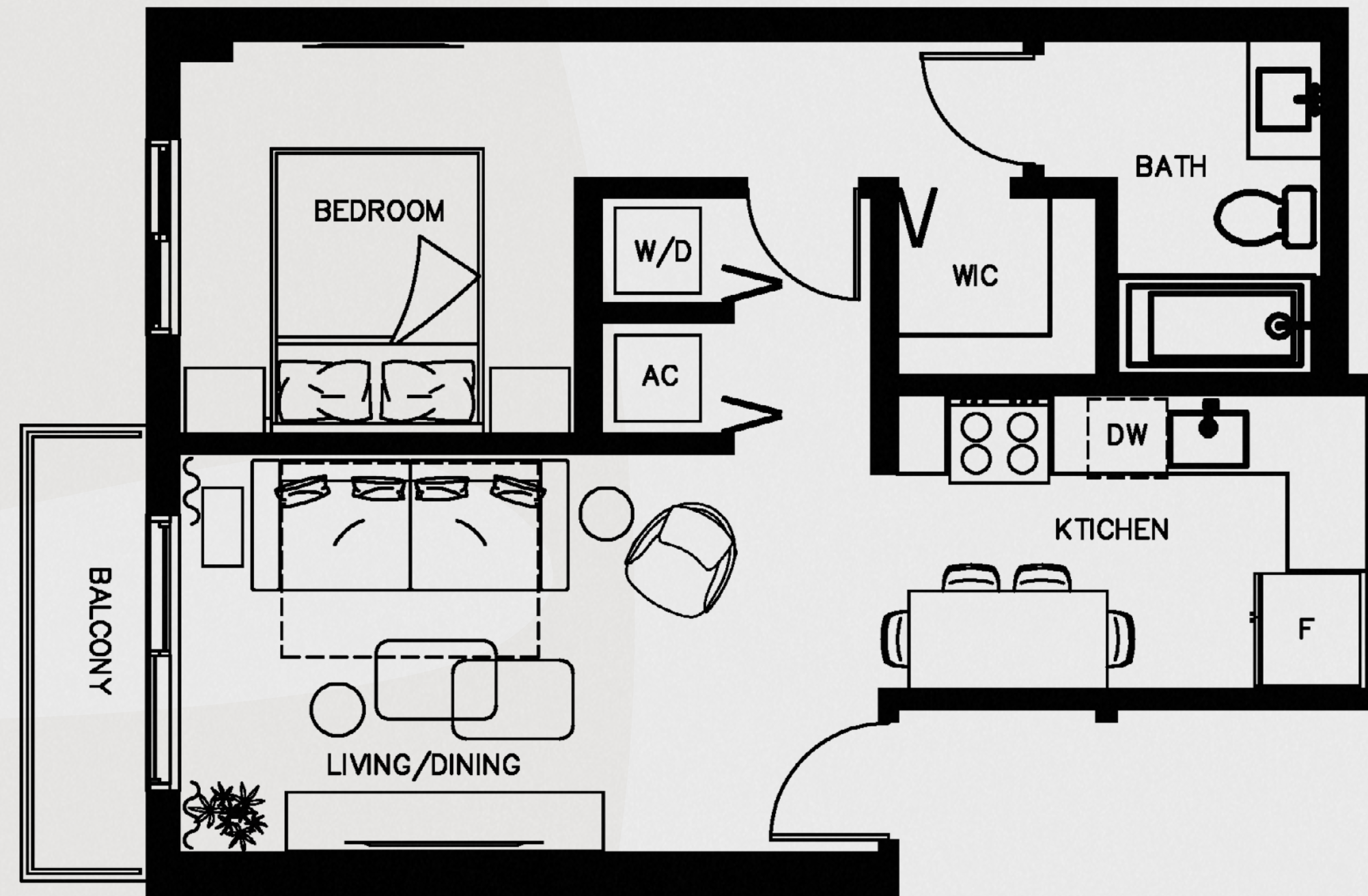
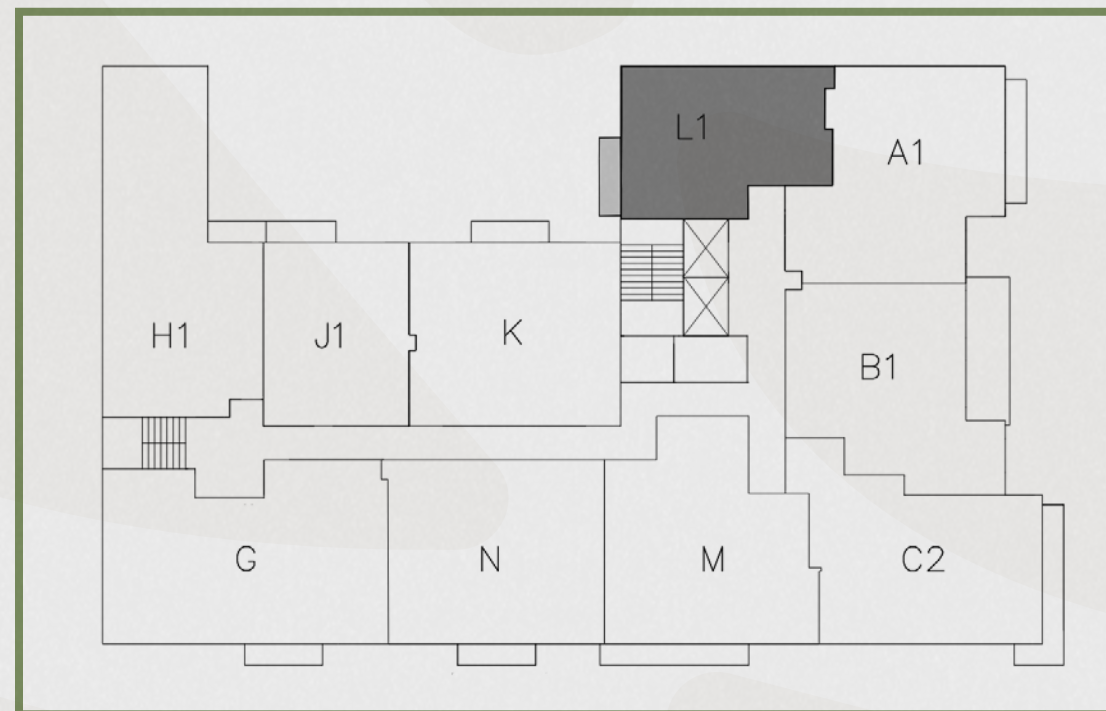
BALCONY: 37 SF

TOTAL: 644 SF / 60 m<sup>2</sup>



# BOTANIC

R E S I D E N C E S



All square footages and dimensions, including (without limitation) ceiling heights, are estimates based on preliminary plans and will vary with actual construction. Stated square footages and dimensions are measured to the exterior boundaries of the exterior walls and outside corridor wall, and the centerline of interior demising walls between units and in fact vary from the square footages and dimensions that would be determined by using the description and definition of the "Unit" set forth in the Declaration, which generally only includes the interior airspace between the perimeter walls and excludes all interior structural components and other common elements or shared facilities. The method of measurement used herein is generally found in sales materials and is provided to allow a prospective buyer to compare the Units with units in other condominium projects that utilize the same method. For your reference, the dimensions of the Unit determined as set forth in the Declaration, are set forth in Exhibit "2" to the Declaration of Condominium. Measurements of rooms are generally taken at the farthest points of each given room (as described above and as if the room were a perfect rectangle), without regard for any cutouts, soffits or other variations. Accordingly, the interior air space dimensions of the actual room will be smaller than the product obtained by multiplying the stated length and width. The balcony and other exterior areas are not part of the Unit. See full disclaimers on back page



# Residence M

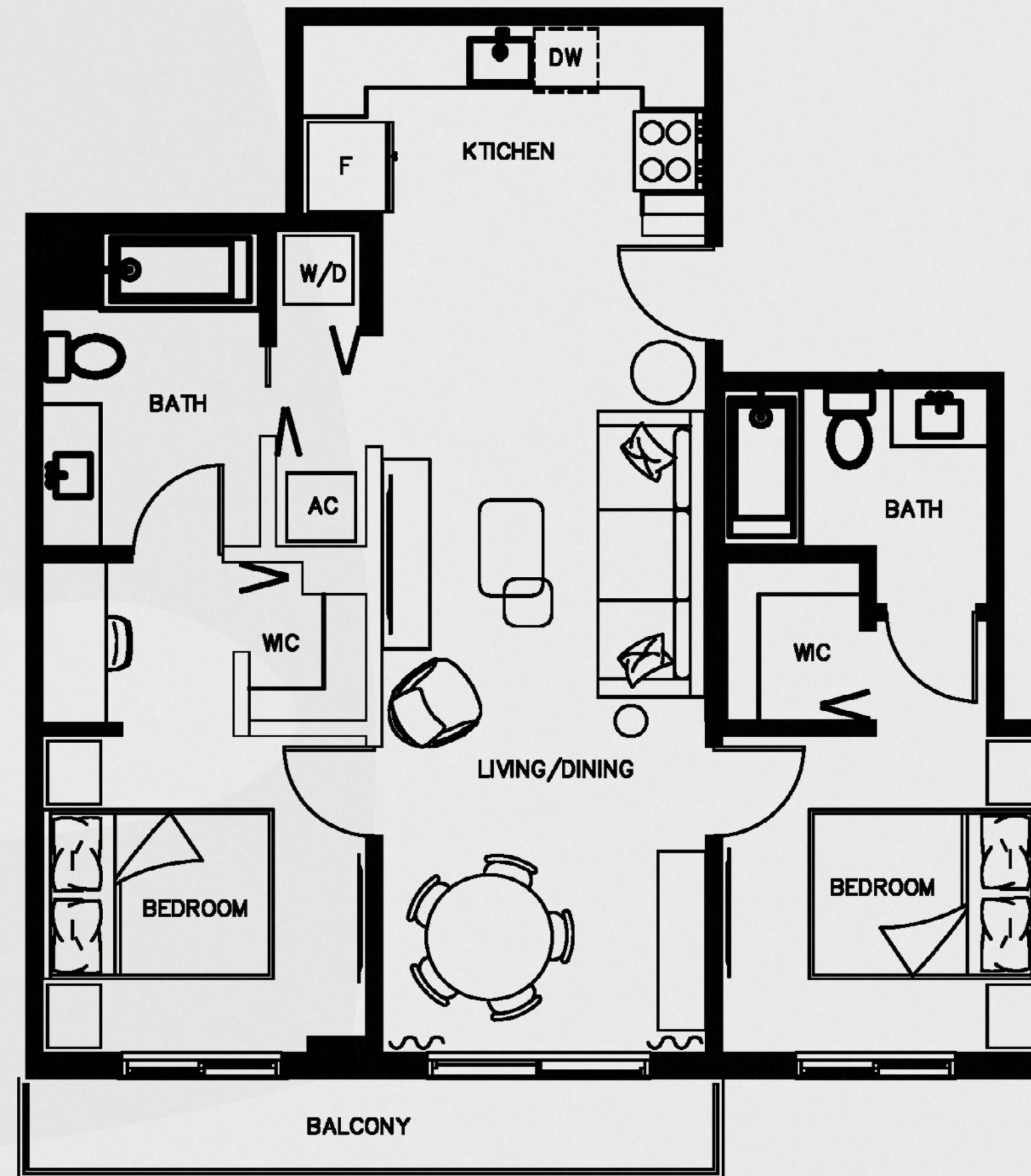
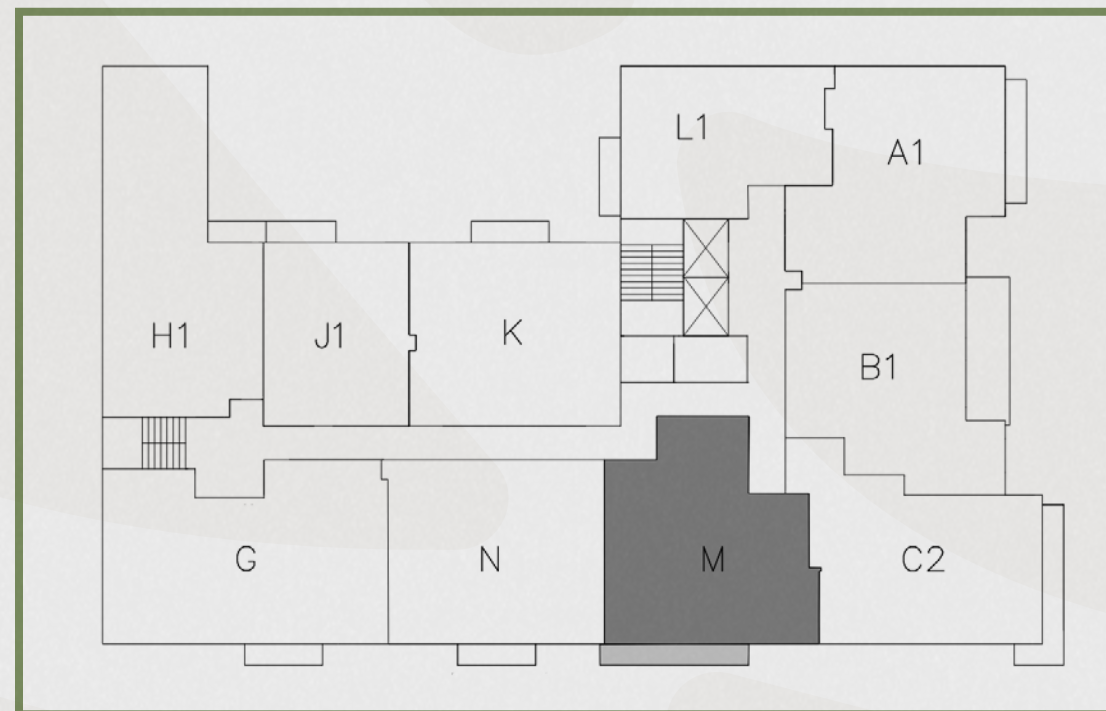
**2 BEDROOMS / 2 BATHROOMS**

**UNIT 604/704/804**

**INTERIOR: 883 SF / 82 m<sup>2</sup>**

**BALCONY: 70 SF**

**TOTAL: 953 SF / 89 m<sup>2</sup>**



# BOTANIC

R E S I D E N C E S

All square footages and dimensions, including (without limitation) ceiling heights, are estimates based on preliminary plans and will vary with actual construction. Stated square footages and dimensions are measured to the exterior boundaries of the exterior walls and outside corridor wall, and the centerline of interior demising walls between units and in fact vary from the square footages and dimensions that would be determined by using the description and definition of the "Unit" set forth in the Declaration, which generally only includes the interior airspace between the perimeter walls and excludes all interior structural components and other common elements or shared facilities. The method of measurement used herein is generally found in sales materials and is provided to allow a prospective buyer to compare the Units with units in other condominium projects that utilize the same method. For your reference, the dimensions of the Unit determined as set forth in the Declaration, are set forth in Exhibit "2" to the Declaration of Condominium. Measurements of rooms are generally taken at the farthest points of each given room (as described above and as if the room were a perfect rectangle), without regard for any cutouts, soffits or other variations. Accordingly, the interior air space dimensions of the actual room will be smaller than the product obtained by multiplying the stated length and width. The balcony and other exterior areas are not part of the Unit. See full disclaimers on back page



# Residence N

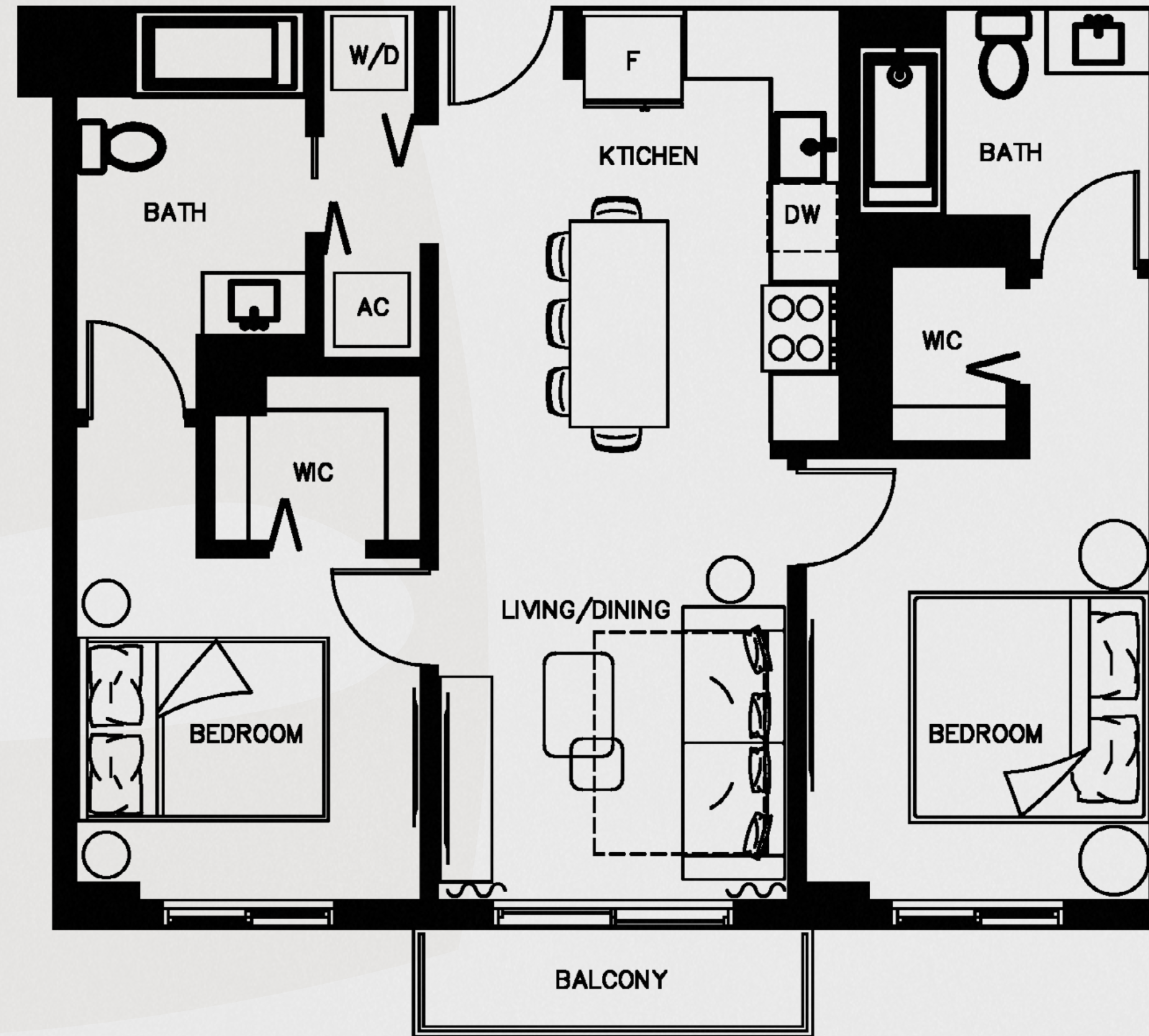
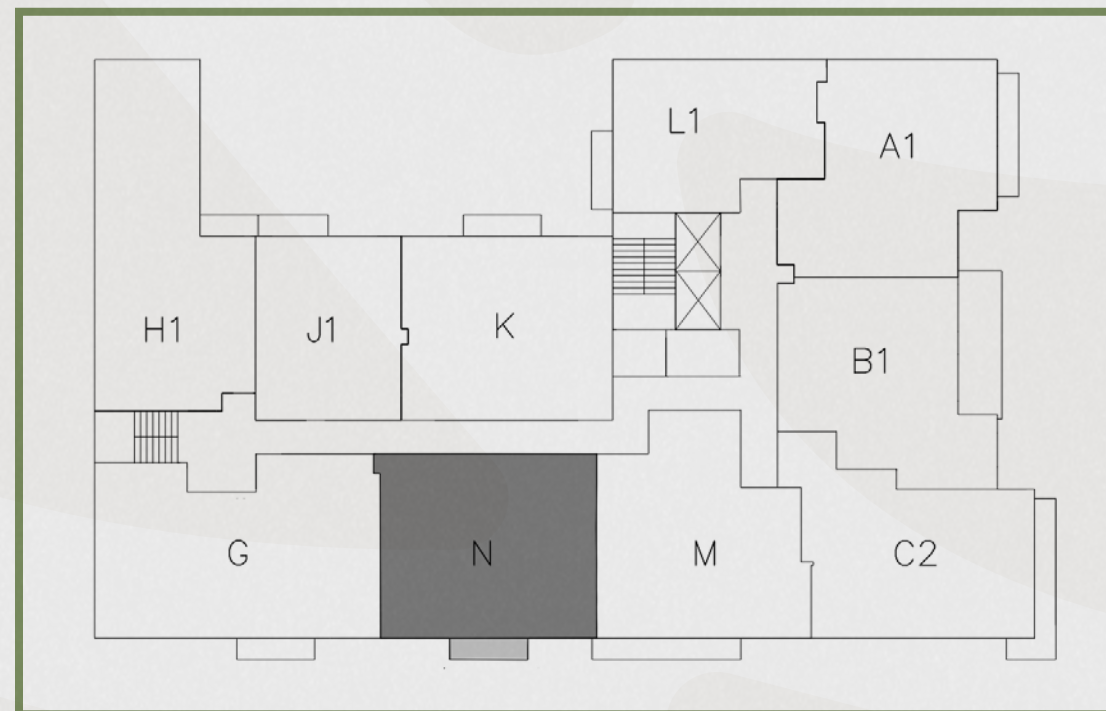
2 BEDROOMS / 2 BATHROOMS

UNIT 705/805

INTERIOR: 858 SF / 54 m<sup>2</sup>

BALCONY: 37 SF

TOTAL: 895 SF / 83 m<sup>2</sup>



# BOTANIC

R E S I D E N C E S

All square footages and dimensions, including (without limitation) ceiling heights, are estimates based on preliminary plans and will vary with actual construction. Stated square footages and dimensions are measured to the exterior boundaries of the exterior walls and outside corridor wall, and the centerline of interior demising walls between units and in fact vary from the square footages and dimensions that would be determined by using the description and definition of the "Unit" set forth in the Declaration, which generally only includes the interior airspace between the perimeter walls and excludes all interior structural components and other common elements or shared facilities. The method of measurement used herein is generally found in sales materials and is provided to allow a prospective buyer to compare the Units with units in other condominium projects that utilize the same method. For your reference, the dimensions of the Unit determined as set forth in the Declaration, are set forth in Exhibit "2" to the Declaration of Condominium. Measurements of rooms are generally taken at the farthest points of each given room (as described above and as if the room were a perfect rectangle), without regard for any cutouts, soffits or other variations. Accordingly, the interior air space dimensions of the actual room will be smaller than the product obtained by multiplying the stated length and width. The balcony and other exterior areas are not part of the Unit. See full disclaimers on back page



# Residence N-ADA

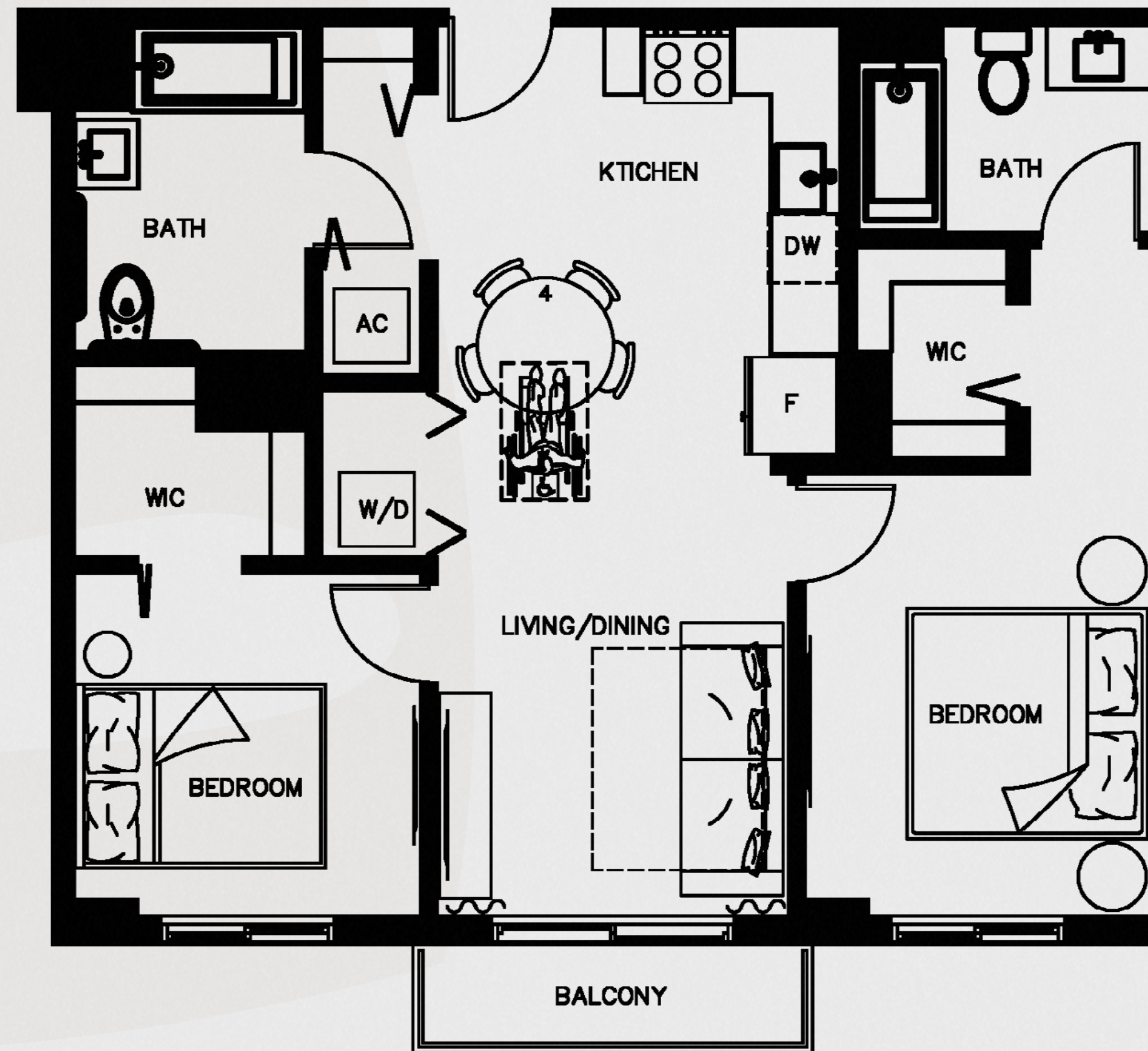
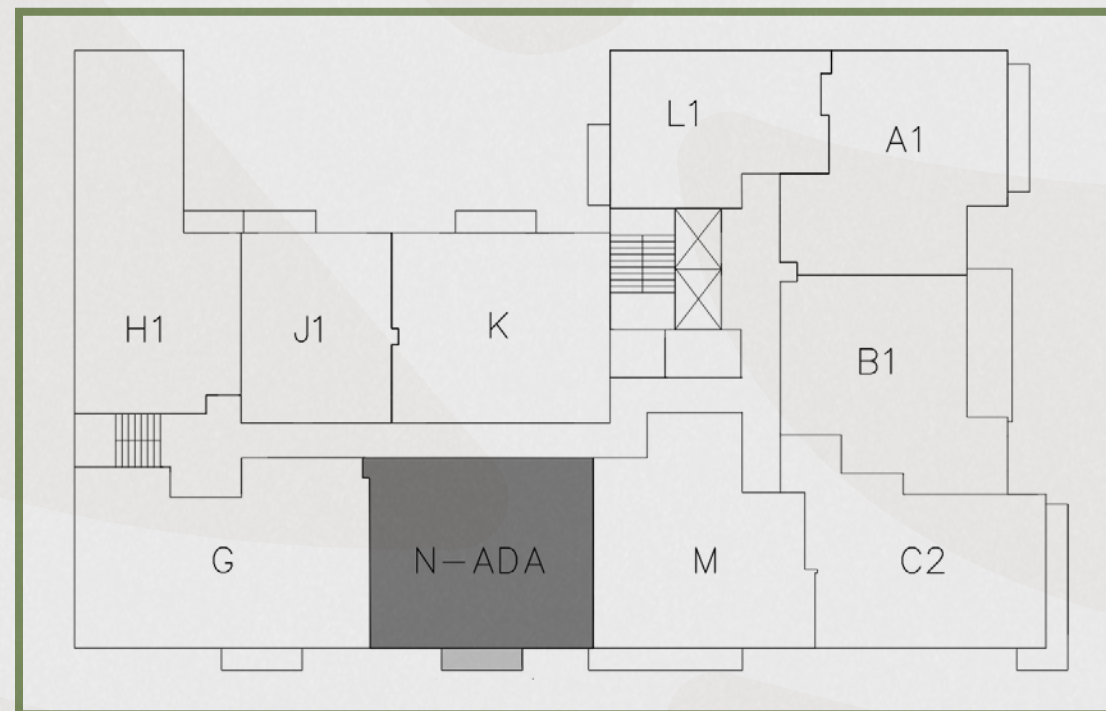
2 BEDROOMS / 2 BATHROOMS

UNIT 605

INTERIOR: 858 SF / 80 m<sup>2</sup>

BALCONY: 37 SF

TOTAL: 895 SF / 83 m<sup>2</sup>



## BOTANIC

R E S I D E N C E S

All square footages and dimensions, including (without limitation) ceiling heights, are estimates based on preliminary plans and will vary with actual construction. Stated square footages and dimensions are measured to the exterior boundaries of the exterior walls and outside corridor wall, and the centerline of interior demising walls between units and in fact vary from the square footages and dimensions that would be determined by using the description and definition of the "Unit" set forth in the Declaration, which generally only includes the interior airspace between the perimeter walls and excludes all interior structural components and other common elements or shared facilities. The method of measurement used herein is generally found in sales materials and is provided to allow a prospective buyer to compare the Units with units in other condominium projects that utilize the same method. For your reference, the dimensions of the Unit determined as set forth in the Declaration, are set forth in Exhibit "2" to the Declaration of Condominium. Measurements of rooms are generally taken at the farthest points of each given room (as described above and as if the room were a perfect rectangle), without regard for any cutouts, soffits or other variations. Accordingly, the interior air space dimensions of the actual room will be smaller than the product obtained by multiplying the stated length and width. The balcony and other exterior areas are not part of the Unit. See full disclaimers on back page